

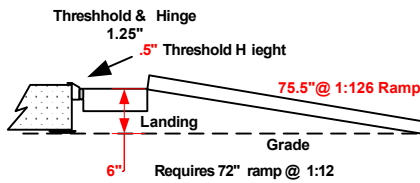
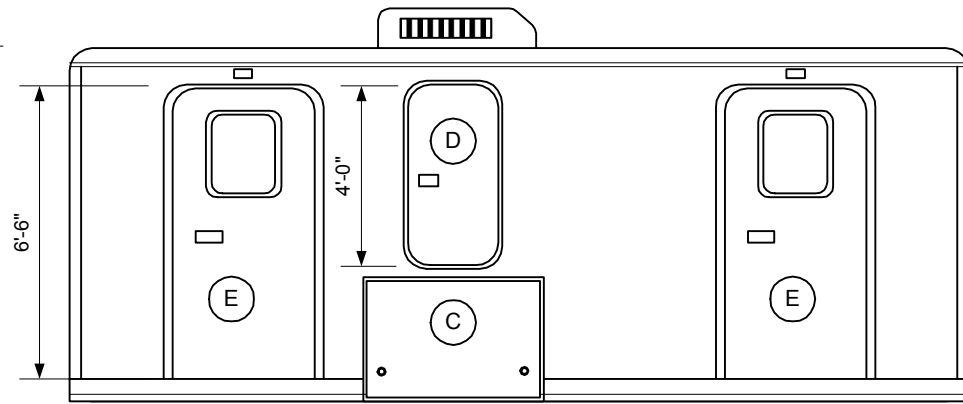
330883590942



Omega 20 ADA 2ST 2010

- (A) 78"x24" radius LH
- (B) 48"x24" radius LH
- (C) 32"x49" top hinge
- (D) 48"x24" radius RH
- (E) 78"x36" radius RH
- (F) 78"x24" radius RH
- (G) 77.5"x36" radius LH

7'-10 1/2"



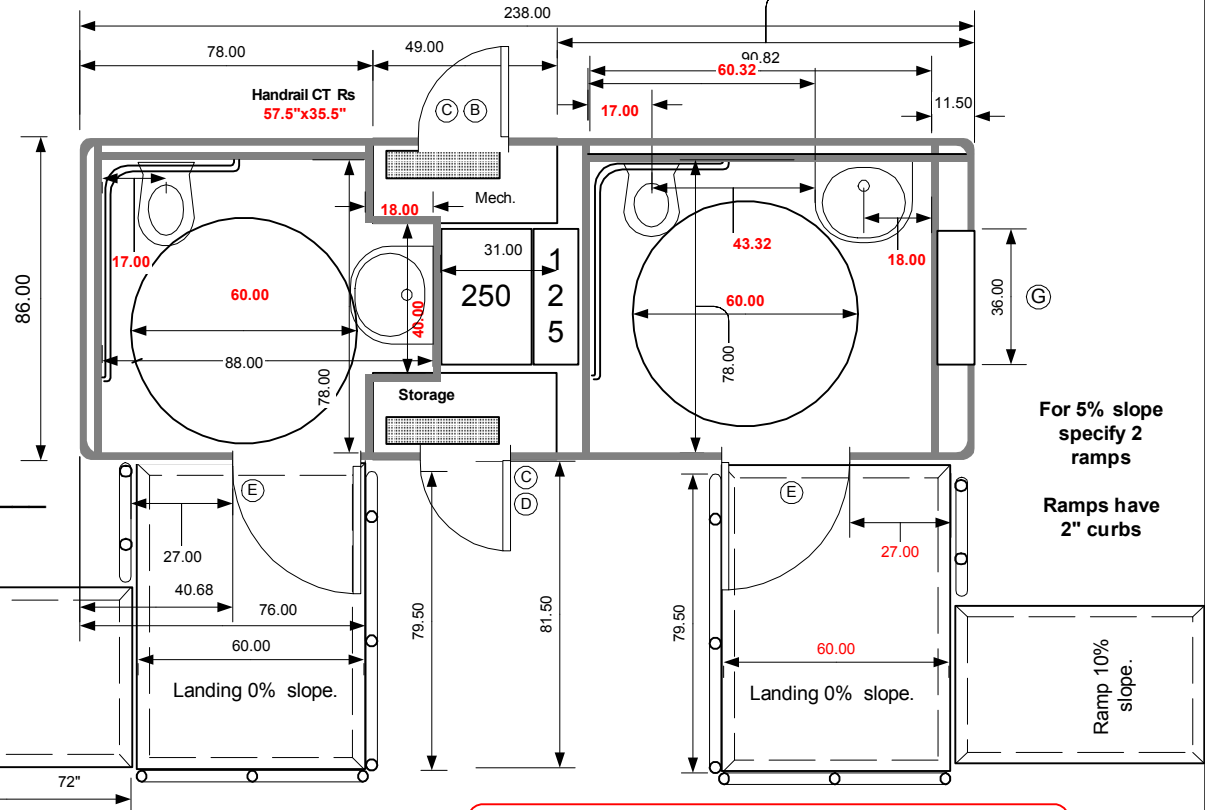
Handrails

Compliant with ADA Act of 2010

- Lowers to ground
- 2000 flush waste capacity
- 125 Gallon water tank
- Container S hipable
- Retractable tongue
- 240 vac power required
- .040 Aluminum Exterior
- Hydraulic Electric Disk Brakes
- Uses a pint per flush
- 2 Jets™ Marine Toilets
- Jets™ VOD™ Vacuumator™
- Obscure windows in radius doors
- 15000 BTU A/C with 5500 btu heat strip
- 10,000 pound retractable suspension
- 17.5 x 6.75 16 ply 6000# Radial Tires
- All metal and composite construction
- LED lighting and trailer lighting
- Liquefies all waste paper and hygienic products
- Automatic Electric Leveling Jacks 16,000 lb. max
- 2 Aluminum ADA ramps with stainless steel railings
- Self Pumping to Sewer Tap up to 100 yards w/10' head 1" line

Top Height 36" above Platform
 Top of Cross Bars 14" below bottom of Top Rail. Railing 1.5" OD Diameter and slides into 4" piece of 1.5" ID pipe welded to landing.

Approved by _____



For 5% slope specify 2 ramps
 Ramps have 2" curbs

This document is the property of and contains unpublished proprietary information and trade secrets of A.M.S. Global Inc. By accepting possession of the document the recipient agrees to make no copies, transcriptions or any use of this document or the information contained herein except as authorized by A.M.S. Global Inc. and further agrees to safe keep this document and return it to A.M.S. Global Inc. upon demand.

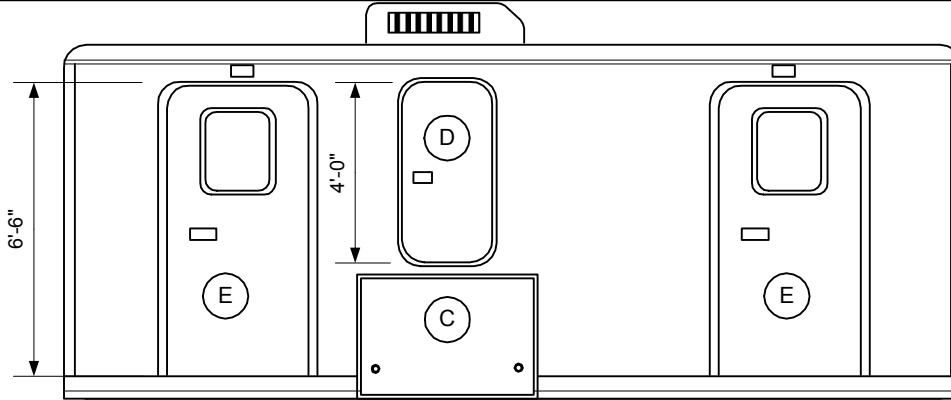
These restrooms are designed to be compliant with all current guidelines as we are aware of. Many guidelines have gray areas and points open to interpretation. Different entities may have differed interpretations or local differences. We suggest getting approvals of final plans from the authorities in the local unit will be placed



330883550942

- (A) 78"x24" radius LH
- (B) 48"x24" radius LH
- (C) 32"x49" top hinge
- (D) 48"x24" radius RH
- (E) 78"x36" radius RH
- (F) 78"x24" radius RH
- (G) 77.5"x36" radius LH

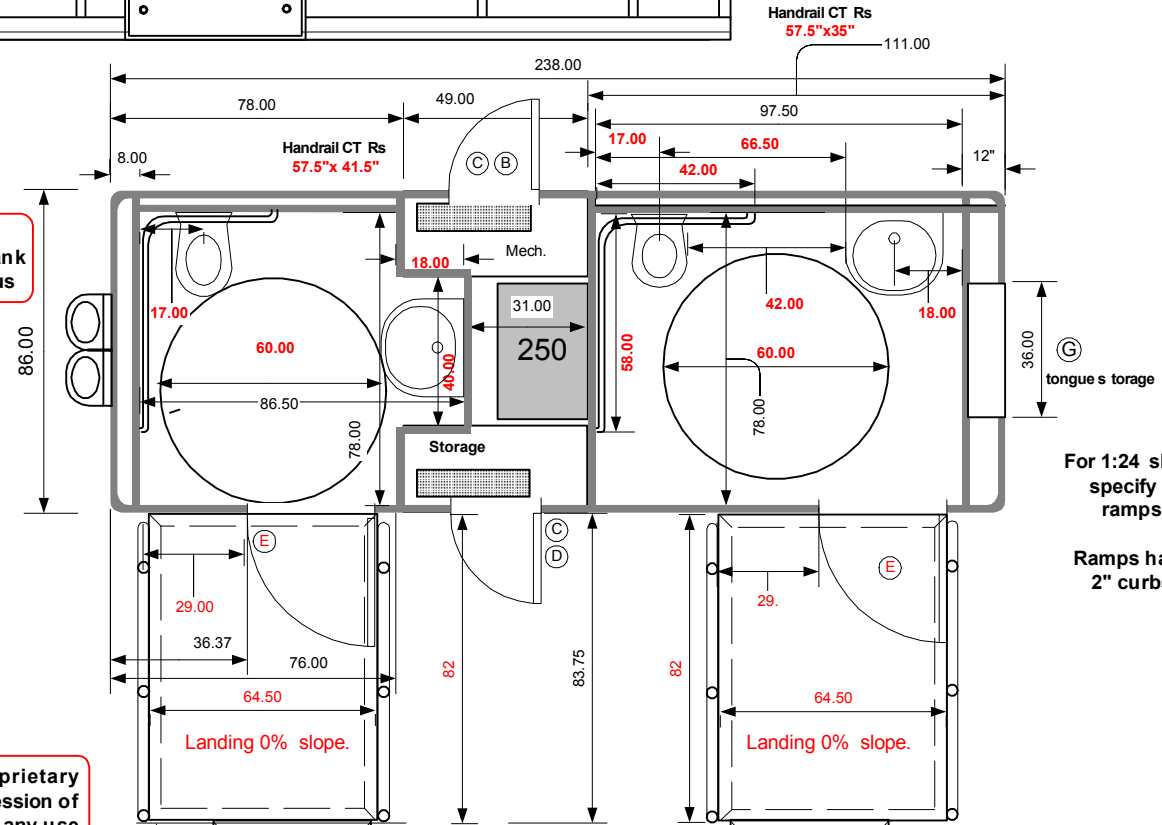
7'-10 1/2"



Omega 20 ADA 2ST DF 2010

- Compliant with ADA Act of 2010
- Lowers to ground
- Hi-Low drinking fountain
- All dispensers stainless steel
- 1000 flush onboard waste capacity or 250 water storage
- Container Shipable & Retractable tongue
- 240 vac power required
- .040 Aluminum Exterior
- Hydraulic Electric Disk Brakes
- Uses a pint per flush
- 2 Jets™ Marine Toilets
- Jets™VOD™ Vacuumarator™
- Obscure windows in radius doors
- 15000 BTU A/C with 5500 btu heat strip
- 10,000 pound retractable suspension
- 17.5 x 6.75 16 ply 6000# Radial Tires
- All metal and composite construction
- LED lighting and trailer lighting
- Liquefies all waste paper and hygienic products
- 4 Automatic Electric Leveling Jacks 16,000 lb. max
- 2 Aluminum ADA ramps with stainless steel railings
- Self Pumping to Sewer Tap up to 100 yards w/10' head 1" line

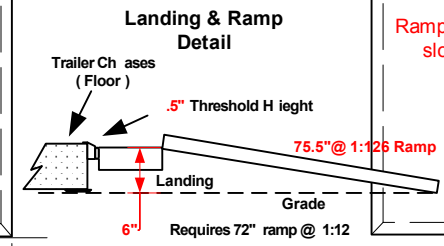
2" curbs are optional on ADA landing
Optional 250gallon waste tank no water tank
Deviation from this design will be cost plus



These restrooms are designed to be compliant with all current guidelines as we are aware of. Many guidelines have gray areas and points open to interpretation. Different entities may have differed interpretations or local differences. We suggest getting approvals of final plans from the authorities in the local the unit will be placed.

This document is the property of and contains unpublished proprietary information and trade secrets of A.M.S. Global Inc. By accepting possession of the document the recipient agrees to make no copies transcriptions or any use of this document or the information contained herein except as authorized by A.M.S. Global Inc. and further agrees to safe keep this document and return it to A.M.S. Global Inc. upon demand.

Approved by _____



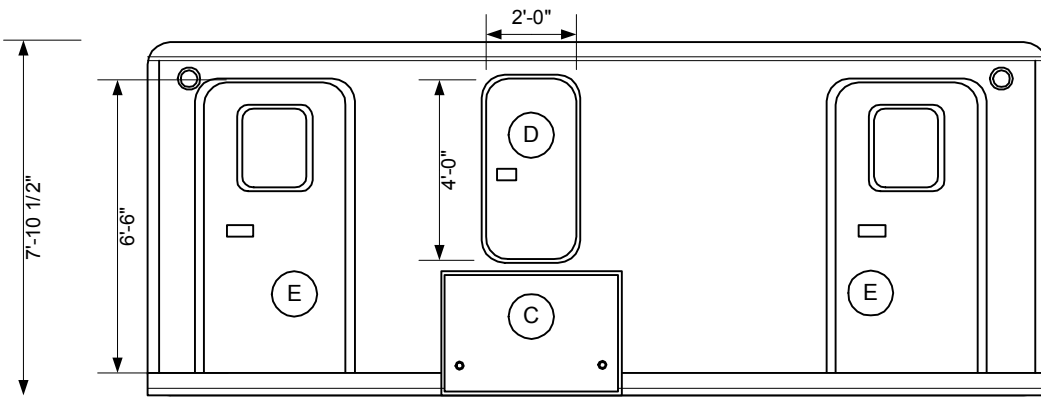
Handrails
Top Height 36" above Platform
Top of Cross Bars 14" below bottom of Top Rail. Railing 1.5" OD Diameter and slides into 4" piece of 1.5" ID pipe welded to landing.

38 88 36 4 88 2

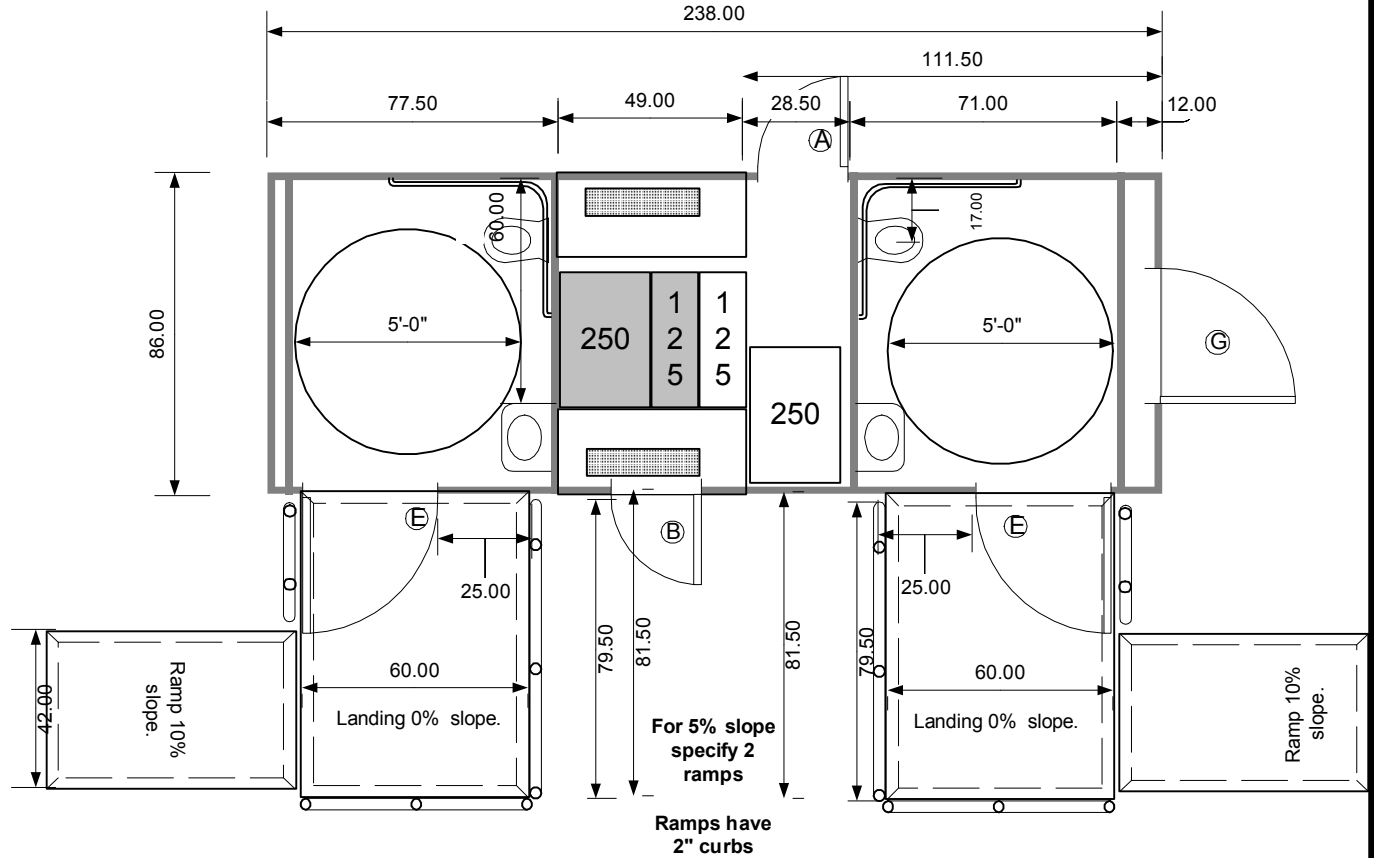


Omega 20 ADA 2ST Solar

- (A) 78"x24" radius LH
- (B) 48"x24" radius LH
- (C) 32"x49" top hinge
- (D) 48"x24" radius RH
- (E) 78"x36" radius RH
- (F) 78"x24" radius RH
- (G) 77.5"x36" radius LH



- Compliant with ADA Act of 1990
- Lowers to ground
- 3000 flush waste capacity
- Container S hipable
- Retractable tongue
- Full Solar requires no external power
- .040 Aluminum Exterior
- Hydraulic Electric Disk Brakes
- 375 gallons waste tank capacity
- 375 gallons fresh water storage
- Uses a pint per flush
- 2 Jets™ Marine Toilets & 10NT Vacuumator™
- Obscure windows in radius doors
- 2 Solar 800 CMF ventilators
- 10000 pound retractable suspension
- 17.5 x 6.75 16 ply 6000# Radial Tires
- All metal and composite construction
- LED lighting and trailer lighting
- Liquefies all waste paper and hygienic products
- Automatic Electric Leveling Jacks 16,000 lb. max
- Self Pumping to Sewer Tap up to 100 feet w/10' head 1" line



For 5% slope specify 2 ramps
Ramps have 2" curbs

This document is the property of and contains unpublished proprietary information and trade secrets of A.M.S. Global Inc. By accepting possession of the document the recipient agrees to make no copies, transcriptions or any use of this document or the information contained herein except as authorized by A.M.S. Global Inc. and further agrees to safe keep this document and return it to A.M.S. Global Inc. upon demand.

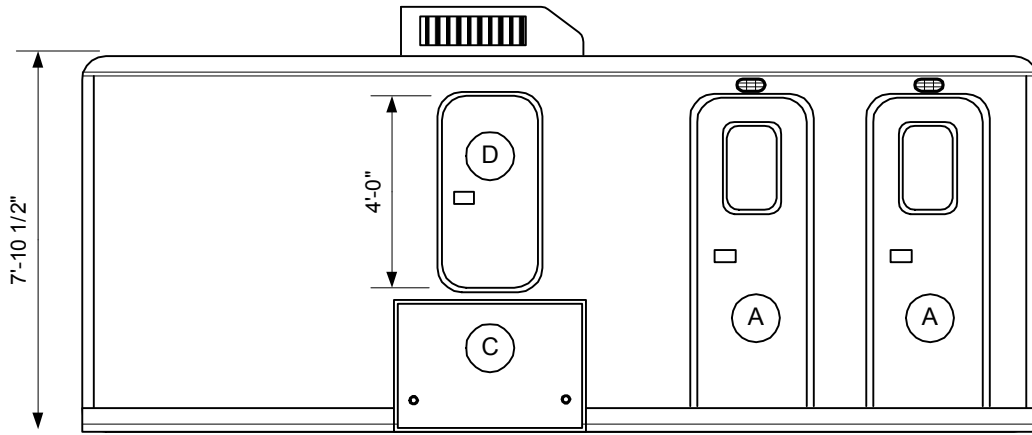


Approved by _____

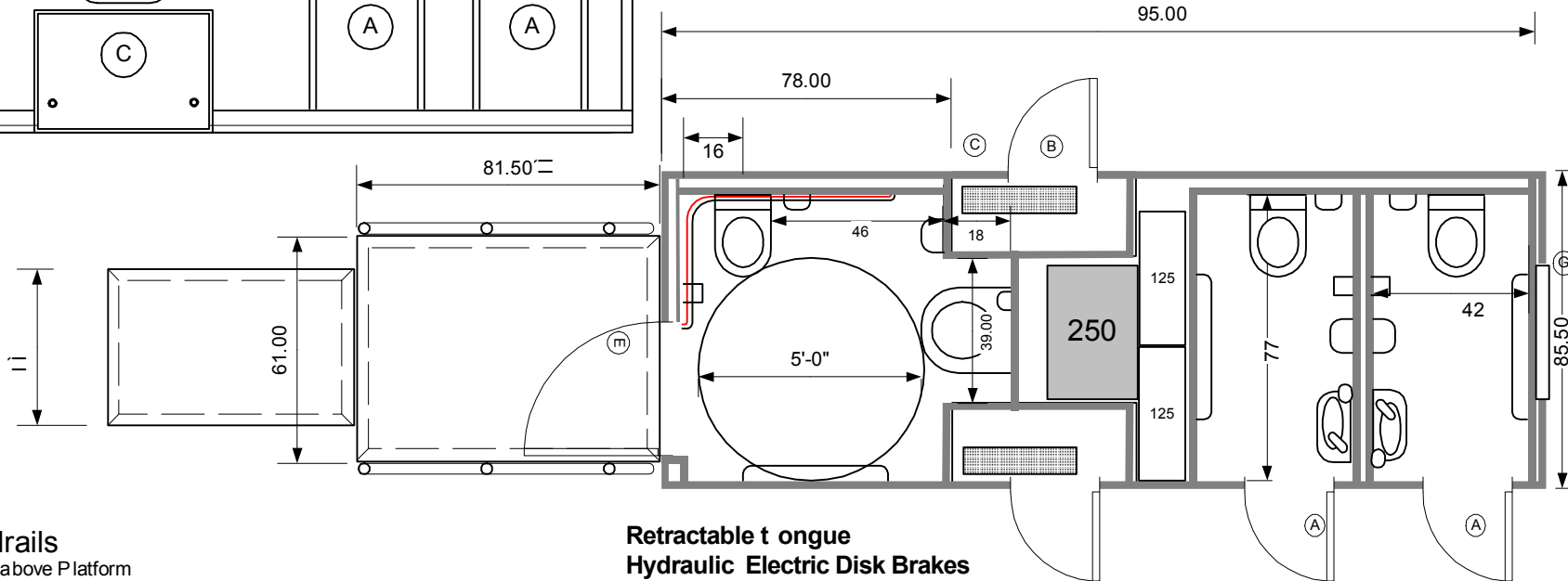
370073570900



Omega 20 ADA 3ST 2010 AFT



- (A) 78"x24" radius RH
- (B) 48"x24" radius LH
- (C) 32"x49" top hinge
- (D) 48"x24" radius RH
- (E) 78"x36" radius RH
- (F) 78"x24" radius LH
- (G) 77.5"x35.5" radius LH



Handrails

Top Height 36" above Platform
 Top of Cross Bars 14" below bottom of Top Rail.
 Railing 1.25 to 1.5" Diameter and slides into 4"
 piece of next larger size pipe welded to platform.

- Retractable tongue
- Hydraulic Electric Disk Brakes
- 240 v @ 50 amp power required winter
- 3 Jets™ Marine Toilets & Vacuumator™
- 250 gallon waste tank capacity
- 250 gallons fresh water storage
- Lowers to ground
- Uses less than a quart per flush
- 5500 BTU Heat & Air Conditioned 15,000 BTU
- Automatic Electric Leveling Jacks 16,000 lb max
- 10,000 pound retractable suspension
- 17.5 x 6.75 Radial Tires 16 ply 6000 lb
- Container Shippable (2 units to 40' container)
- All metal and composite construction
- LED 50,000 hour burn lighting and trailer lighting
- Liquefies all waste paper and hygienic products
- Self Pumping to Sewer Tap over 100 feet w/10' head

Approved by _____

This document is the property of and contains unpublished proprietary information and trade secrets of A.M.S. Global Inc. By accepting possession of the document the recipient agrees to make no copies transcriptions or any use of this document or the information contained herein except as authorized by A.M.S. Global Inc. and further agrees to safe keep this document and return it to A.M.S. Global Inc. upon demand.

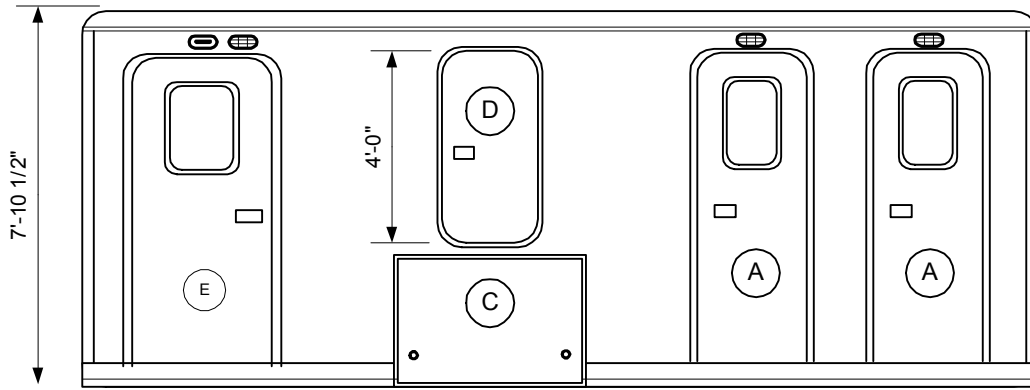


37007364900

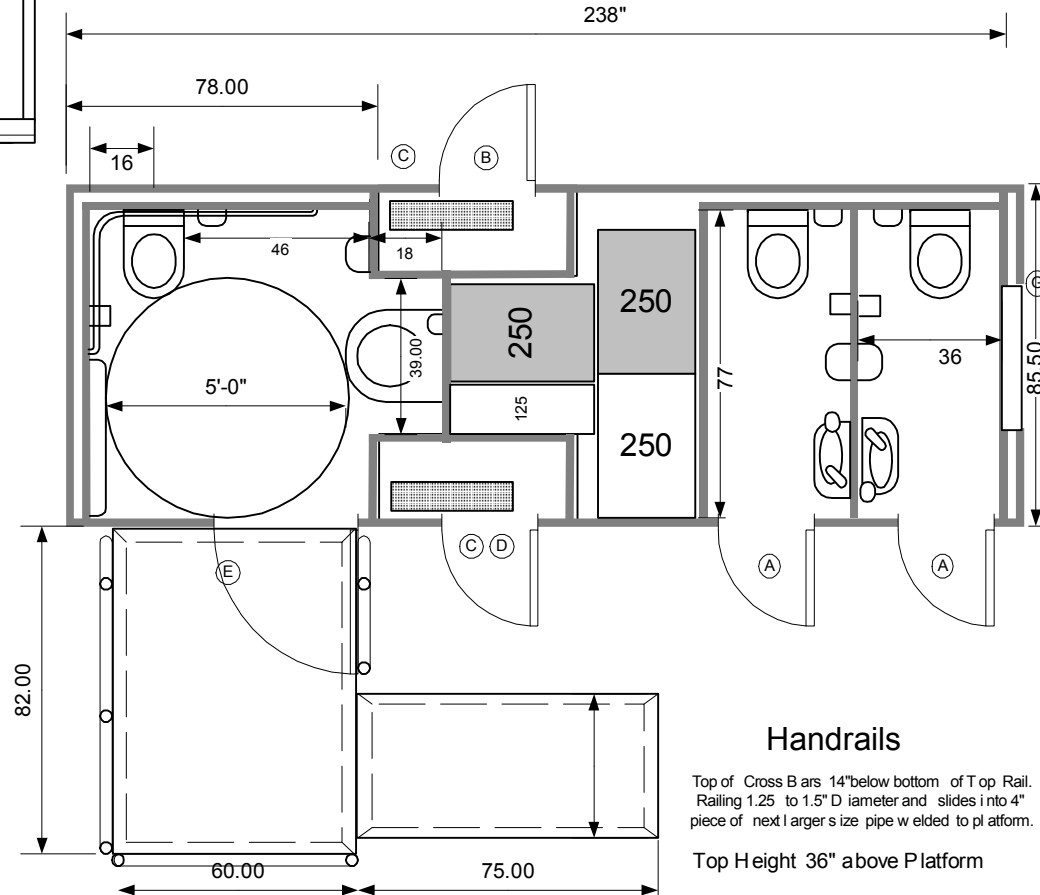


Omega 20 ADA 3ST 2010 Solar

- (A) 78"x24" radius RH
- (B) 48"x24" radius LH
- (C) 32"x49" top hinge
- (D) 48"x24" radius RH
- (E) 78"x36" radius RH
- (F) 78"x24" radius LH
- (G) 77.5"x35.5" radius LH



2010 ADA compliant
Retractable tongue & Lowers to ground
Hydraulic Electric Disk Brakes
No power required 600amp Solar array
3 Jets™ Marine Toilets & VOD™ 10NT Vacuumator™
500 gallon waste tank capacity app. 3000+ flushes
350 gallons fresh water storage 2800 flushes
5 Trojan AGM Batteries & 45 amp 120 vac charger
Dusk till dawn LED lighting Wall hung fixtures
All dispensers Stainless Steel
Uses less than a quart per flush
5 solar ventilators & auto door closers
Daily Duty Cycle 1440 flushes or more
That's 8 hours @ 3 flushes a minute
Automatic Electric Leveling Jacks 16,000 lb max
10,000 pound retractable suspension
17.5 x 6.75 Radial Tires 16 ply 6000 lb ea
Container Shipable (2 units to 40' container)
All metal and composite construction
LED 50,000 hour burn lighting and trailer lighting
Liquefies all waste paper and hygienic products
Self Pumping to Sewer Tap over 100 feet w/10' head



Handrails

Top of Cross Bars 14" below bottom of Top Rail.
 Railing 1.25 to 1.5" Diameter and slides into 4" piece of next larger size pipe welded to platform.

Top Height 36" above Platform

These restrooms are designed to be compliant with all current guidelines as we are aware of. Many guidelines have gray areas and points open to interpretation. Different entities may have differed interpretations or local differences. We suggest getting approvals of final plans from the authorities in the local the unit will be placed 48

This document is the property of and contains unpublished proprietary information and trade secrets of A.M.S. Global Inc. By accepting possession of the document the recipient agrees to make no copies transcriptions or any use of this document or the information contained herein except as authorized by A.M.S. Global Inc. and further agrees to safe keep this document and return it to A.M.S. Global Inc. upon demand.



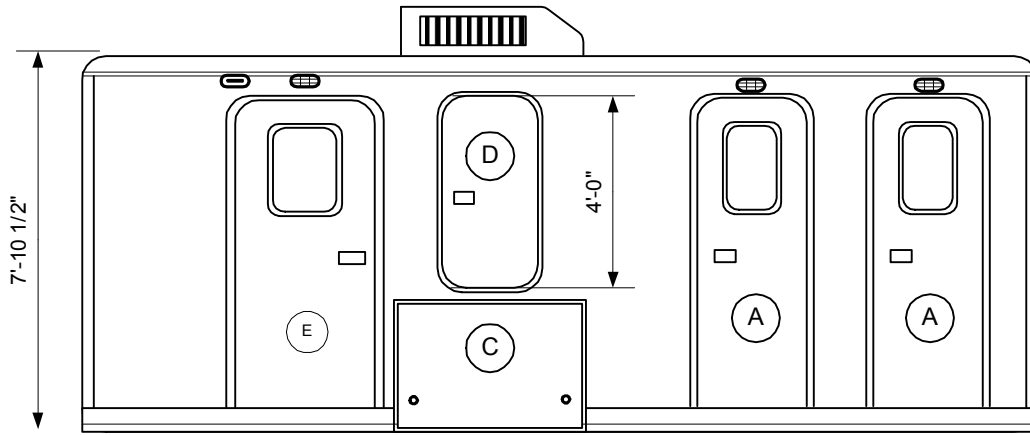
Approved by _____



370073570900

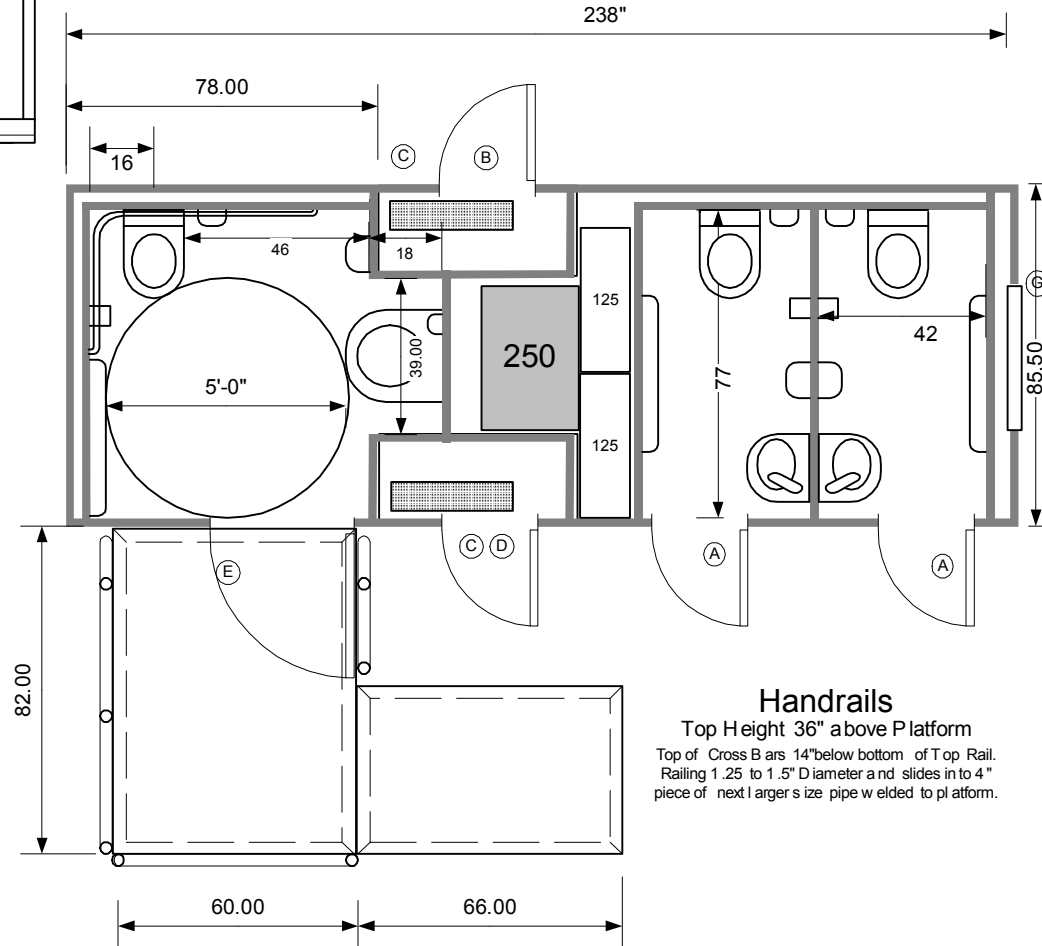


Omega 20 ADA 3ST 2010



- (A) 78"x24" radius RH
- (B) 48"x24" radius LH
- (C) 32"x49" top hinge
- (D) 48"x24" radius RH
- (E) 78"x36" radius RH
- (F) 78"x24" radius LH
- (G) 77.5"x35.5" radius LH

2010 ADA compliant
Retractable tongue
Hydraulic Electric Disk Brakes
240 v @ 50 amp power required winter
3 Jet s™ Marine Toilets & Vacuumator™
250 gallon waste tank capacity
250 gallons fresh water storage
Lowers to ground
Uses less than a quart per flush
5500 BTU Heat & Air Conditioned 15,000 BTU
Automatic Electric Leveling Jacks 16,000 lb max
10,000 pound retractable suspension
17.5 x 6.75 Radial Tires 16 ply 6000 lb
Container Shipable (2 units to 40' container)
All metal and composite construction
LED 50,000 hour burn lighting and trailer lighting
Liquefies all waste paper and hygienic products
Self Pumping to Sewer Tap over 100 feet w/10' head



Handrails
 Top Height 36" above Platform
 Top of Cross Bars 14" below bottom of Top Rail.
 Railing 1.25 to 1.5" Diameter and slides into 4" piece of next larger size pipe welded to platform.

This document is the property of and contains unpublished proprietary information and trade secrets of A.M.S. Global Inc. By accepting possession of the document the recipient agrees to make no copies, transcriptions or any use of this document or the information contained herein except as authorized by A.M.S. Global Inc. and further agrees to safe keep this document and return it to A.M.S. Global Inc. upon demand.

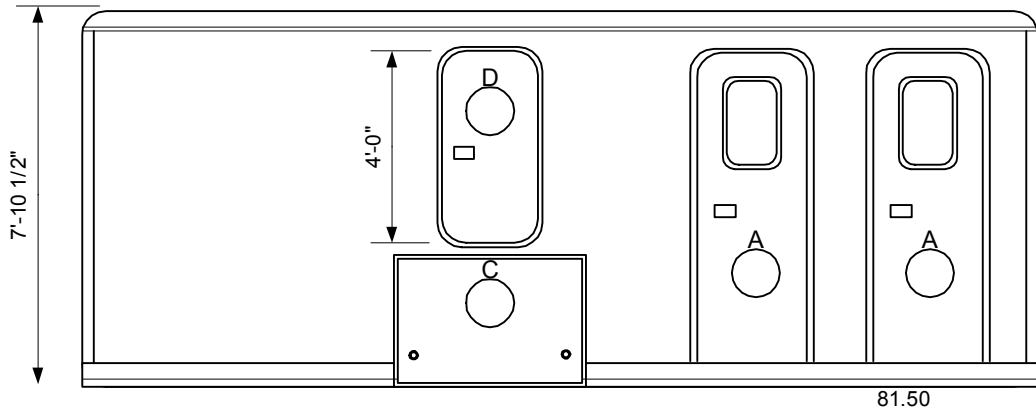
Approved by _____





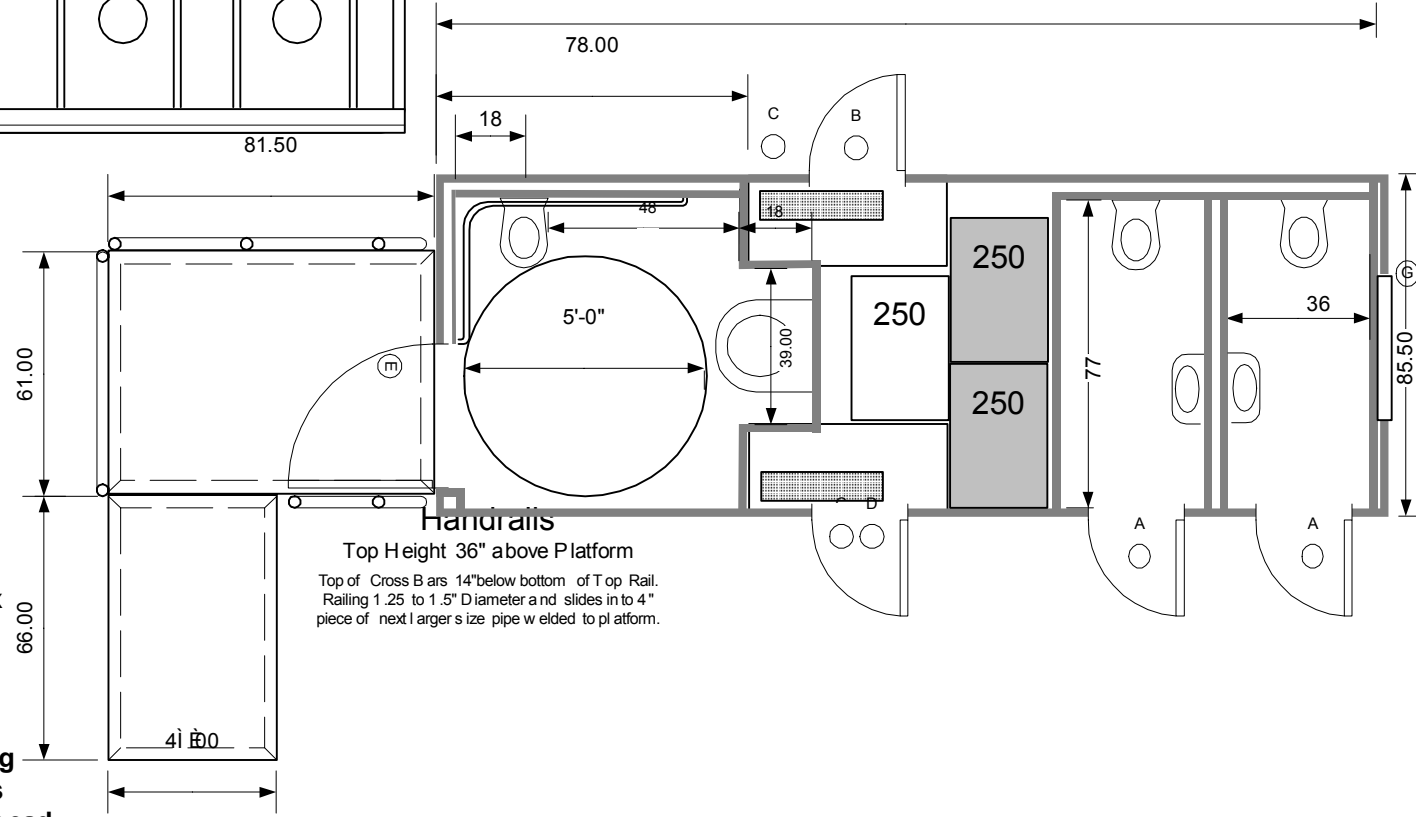
- A 78"x24" radius RH
- B 48"x24" radius LH
- C 32"x49" top hinge
- D 48"x24" radius RH
- E 78"x32" radius RH
- F 78"x24" radius LH
- G 77.5"x35.5" radius LH

Omega 20 ADA 3ST 2010 AFT



95.00

- 2010 ADA compliant
- Retractable tongue
- Hydraulic Electric Disk Brakes
- 240 v @ 50 amp power required winter
- 3 Jets™ Marine Toilets & Vacuumator™
- 500 gallon waste tank capacity
- 250 gallons fresh water storage
- 4000 uses capacity
- Lowers to ground
- Uses less than a quart per flush
- 5500 BTU Heat & Air Conditioned 15,000 BTU
- Automatic Electric Leveling Jacks 16,000 lb max
- 10,000 pound retractable suspension
- 17.5 x 6.75 Radial Tires 16 ply 6000 lb
- Container Shipable (2 units to 40' container)
- All metal and composite construction
- LED 50,000 hour burn lighting and trailer lighting
- Liquefies all waste paper and hygienic products
- Self Pumping to Sewer Tap over 100 feet w/10' head



Handrails
Top Height 36" above Platform
Top of Cross Bars 14" below bottom of Top Rail.
Railing 1.25 to 1.5" Diameter and slides in to 4" piece of next larger size pipe welded to platform.

This document is the property of and contains unpublished proprietary information and trade secrets of A.M.S. Global Inc. By accepting possession of the document the recipient agrees to make no copies, transcriptions or any use of this document or the information contained herein except as authorized by A.M.S. Global Inc. and further agrees to safe keep this document and return it to A.M.S. Global Inc. upon demand.

Approved by _____

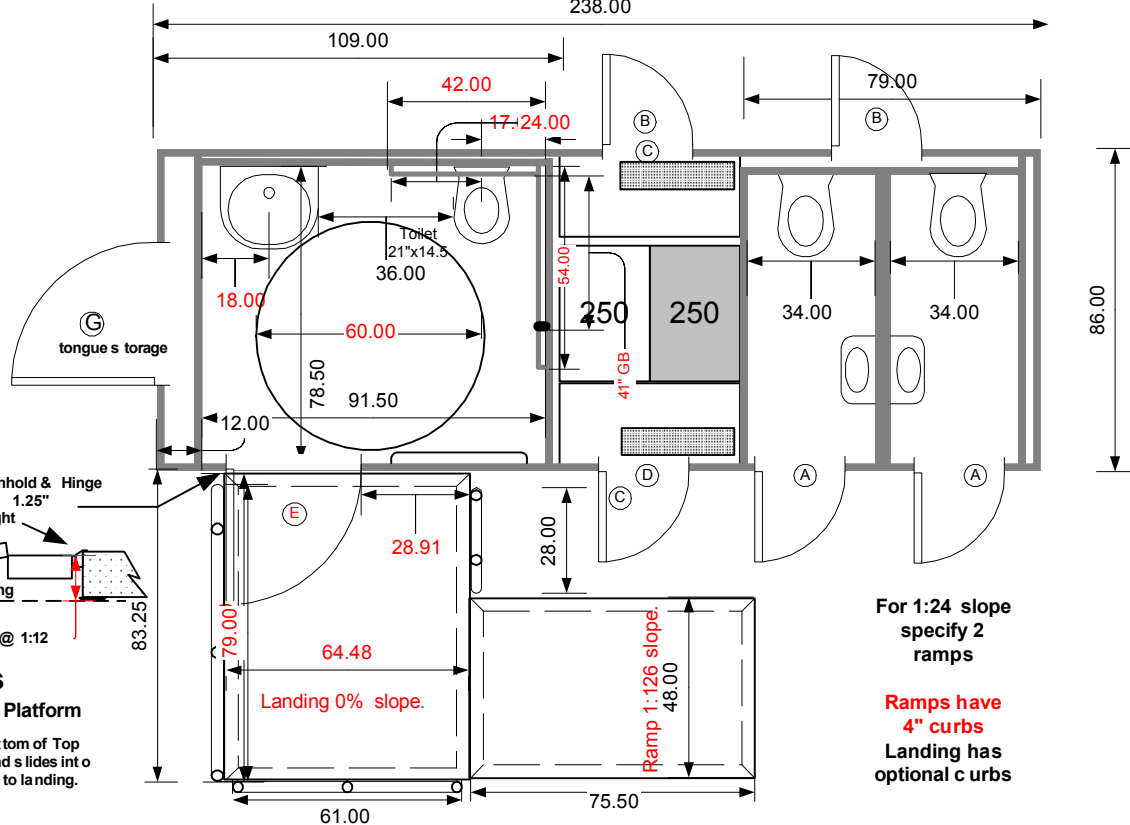
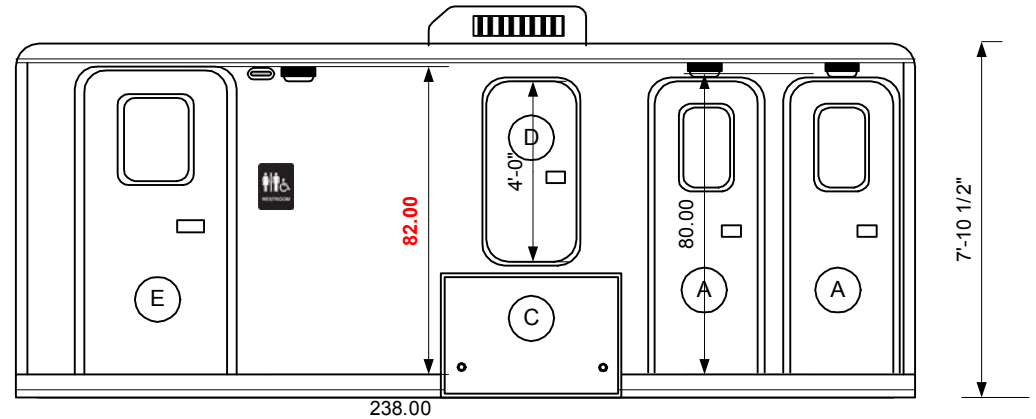


3 2 0 3 6 9 6 4 0 9 0 1

Omega 20 ADA 3ST XL Reverse

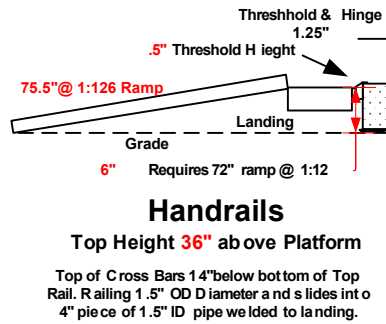
ADA compliant to 2010 ADA Guidelines

- Lowlers to ground & Container Shipable
- 2" camlock to 2" PVC hardpipe sewage adaptor
- Retractable trailer tongue
- Porcelain wall hung fixtures
- Stainless Steel Towel, tissue and soap dispensers
- Gel type battery & Granitised steel flooring
- Rotationally molded vertical tanks
- Hydraulic Electric Disk Brakes
- 3 Jets™ Marine Toilets & CVS™ Vacuumator™
- 250 gallon waste tank capacity
- 250 gallons fresh water storage
- Uses less than a quart per flush
- Heat & Air Conditioned 15,000btu / 5,500 btu heat
- 4000 watts Auxiliary Heat
- Ducted ventilation & furrion marine power inlet
- Obscure skylights in radius doors
- 10,000 pound retractable suspension
- 17.5 x 6.75 16 ply Radial Tires & wet bearings
- All metal and composite construction
- LED 50,000 hour burn lighting and trailer lighting
- Liquefies all waste paper and hygienic products
- Automatic Electric Leveling Jacks 16,000 lb. max.
- Self Pumping to Sewer Tap up to 100 yards w/10' head
- 240v 50 amp power requirement
- Aluminum ADA ramp w/Stainless steel railing
- Wheel cover doors and flush door latches
- 4" curbs are optional on ADA landing
- Optional 500 gallon waste & no water tank
- Deviation from this design will be cost plus



Openings

- (A) 80"x24" radius RH
- (B) 48"x24" radius LH
- (C) 32"x49" top hinge
- (D) 48"x24" radius RH
- (E) 82"x36" radius RH
- (F) 80"x24" radius LH
- (G) 77.5"x35.5" radius LH



For 1:24 slope specify 2 ramps

Ramps have 4" curbs
Landing has optional curbs

Approved by _____

This document is the property of and contains unpublished proprietary information and trade secrets of A.M.S. Global Inc. By accepting possession of the document the recipient agrees to make no copies, transcriptions or any use of this document or the information contained herein except as authorized by A.M.S. Global Inc. and further agrees to safe keep this document and return it to A.M.S. Global Inc. upon demand.

These restrooms are designed to be compliant with all current guidelines as we are aware of. Many guidelines have gray areas and points open to interpretation. Different entities may have differed interpretations or local differences. We suggest getting approvals of final plans from the authorities in the local the unit will be placed



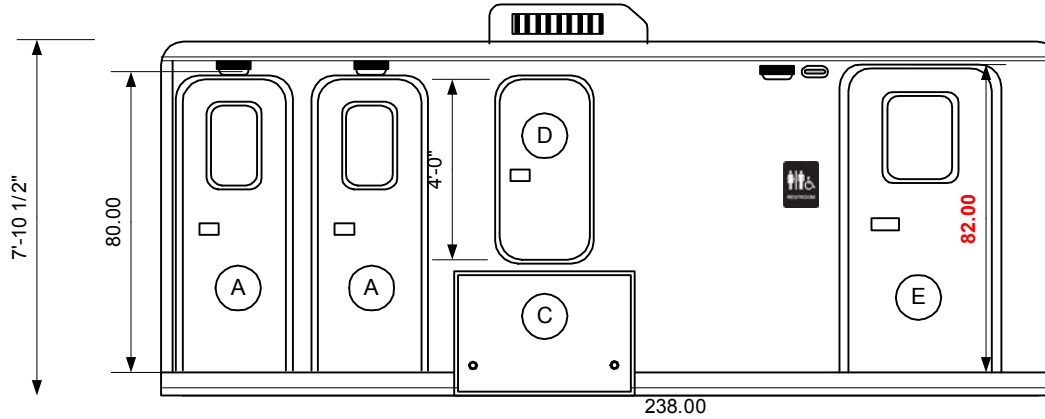
3 2 3 6 9 6 4 9 0 0



Omega 20 ADA 3ST XL

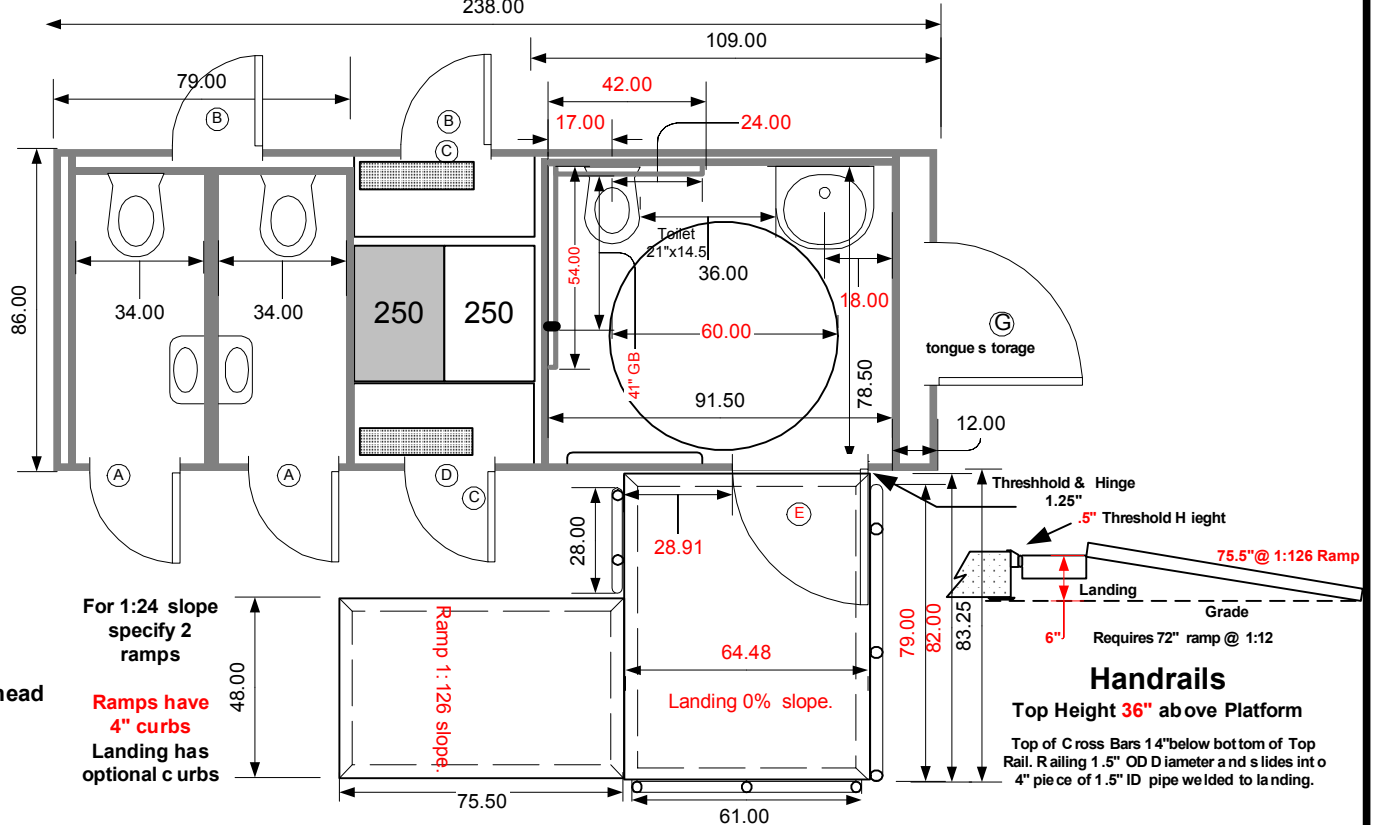
Openings

- (A) 80"x24" radius RH
- (B) 48"x24" radius LH
- (C) 32"x49" top hinge
- (D) 48"x24" radius RH
- (E) 82"x36" radius RH
- (F) 80"x24" radius LH
- (G) 77.5"x35.5" radius LH



ADA compliant to 2010 ADA Guidelines

- Lowers to ground & Container Shipable
- 2" camlock to 2" PVC hardpipe sewage adaptor
- Retractable trailer tongue
- Porcelain wall hung fixtures
- Stainless Steel Towel, tissue and soap dispensers
- Gel type battery & Granitised steel flooring
- Rotationally molded vertical tanks
- Hydraulic Electric Disk Brakes
- 3 Jets™ Marine Toilets & Vacuumator™
- 250 gallon waste tank capacity
- 250 gallons fresh water storage
- Uses less than a quart per flush
- Heat & Air Conditioned 15,000btu / 5,500 btu heat
- 4000 watts Auxiliary Heat
- Ducted ventilation & furrion marine power inlet
- Obscure skylights in radius doors
- 10,000 pound retractable suspension
- 17.5 x 6.75 16 ply Radial Tires & wet bearings
- All metal and composite construction
- LED 50,000 hour burn lighting and trailer lighting
- Liquefies all waste paper and hygienic products
- Automatic Electric Leveling Jacks 16,000 lb. max.
- Self Pumping to Sewer Tap up to 100 yards w/10' head
- 240v 50 amp power requirement
- Aluminum ADA ramp w/Stainless steel railing
- Wheel cover doors and flush door latches
- 4" curbs are optional on ADA landing
- Optional 500 gallon waste & no water tank
- Deviation from this design will be cost plus



Approved by _____

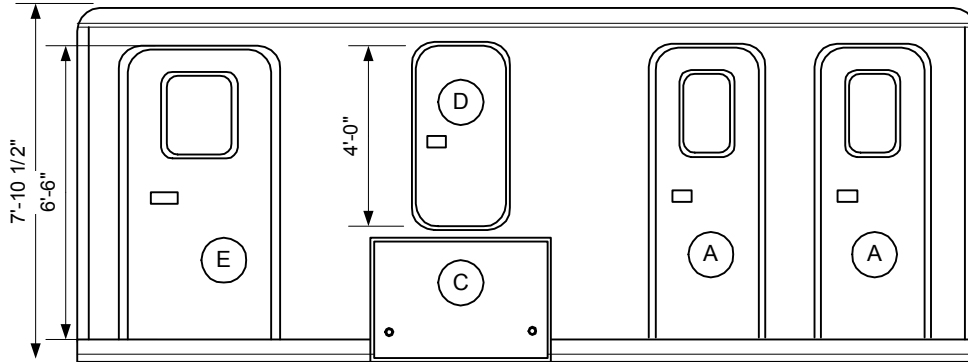
This document is the property of and contains unpublished proprietary information and trade secrets of A.M.S. Global Inc. By accepting possession of the document the recipient agrees to make no copies, transcriptions or any use of this document or the information contained herein except as authorized by A.M.S. Global Inc. and further agrees to safe keep this document and return it to A.M.S. Global Inc. upon demand.

These restrooms are designed to be compliant with all current guidelines as we are aware of. Many guidelines have gray areas and points open to interpretation. Different entities may have differed interpretations or local differences. We suggest getting approvals of final plans from the authorities in the local the unit will be placed



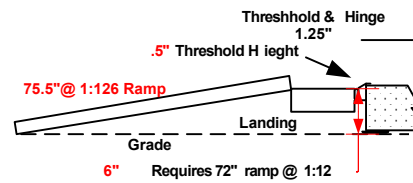
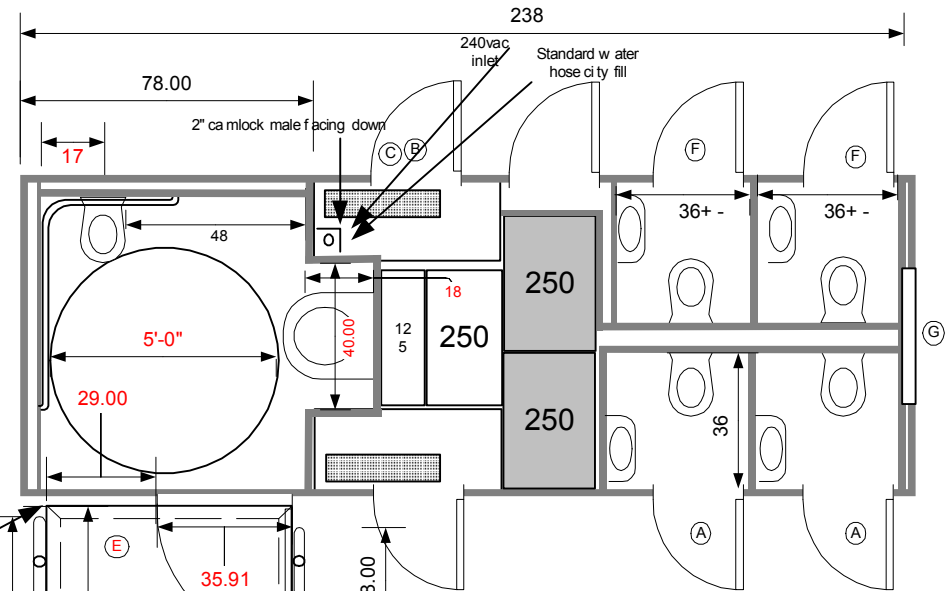


Omega 20 ADA 5ST 2010 Solar



- 2010 ADA compliant**
 Retractable tongue & Lowers to ground
 Hydraulic Electric Disk Brakes
 No power required 600amp Solar array
 5 Jets™ Marine Toilets & VOD™ 10NT Vacuumator™
 500 gallon waste tank capacity app. 3000+ flushes
 350 gallons fresh water storage 2800 flushes
 4 Trojan AGM Batteries & 45 amp 120 vac charger
 Dusk till dawn LED lighting Wall hung fixtures
 All dispensers Stainless Steel
 Uses less than a quart per flush
 5 solar ventilators & auto door closers
 Daily Duty Cycle 1440 flushes or more
 That's 8 hours @ 3 flushes a minute
 Automatic Electric Leveling Jacks 16,000 lb max
 10,000 pound retractable suspension
 17.5 x 6.75 Radial Tires 16 ply 6000 lb ea
 Container Shipable (2 units to 40' container)
 All metal and composite construction
 LED 50,000 hour burn lighting and trailer lighting
 Liquefies all waste paper and hygienic products
 Self Pumping to Sewer Tap over 100 feet w/10' head

- (A) 78"x24" radius RH
- (B) 48"x24" radius LH
- (C) 32"x49" top hinge
- (D) 48"x24" radius RH
- (E) 78"x36" radius RH
- (F) 78"x24" radius LH
- (G) 77.5"x35.5" radius LH



Handrails

Top Height 36" above Platform

Top of Cross Bars 14" below bottom of Top Rail. Railing 1.5" OD Diameter and slides into 4" piece of 1.5" ID pipe welded to landing.

For 1:24 slope specify 2 ramps

Ramps have 2" curbs
 Landing has optional curbs

These restrooms are designed to be compliant with all current guidelines as we are aware of. Many guidelines have gray areas and points open to interpretation. Different entities may have differed interpretations or local differences. We suggest getting approvals of final plans from the authorities in the local the unit will be placed

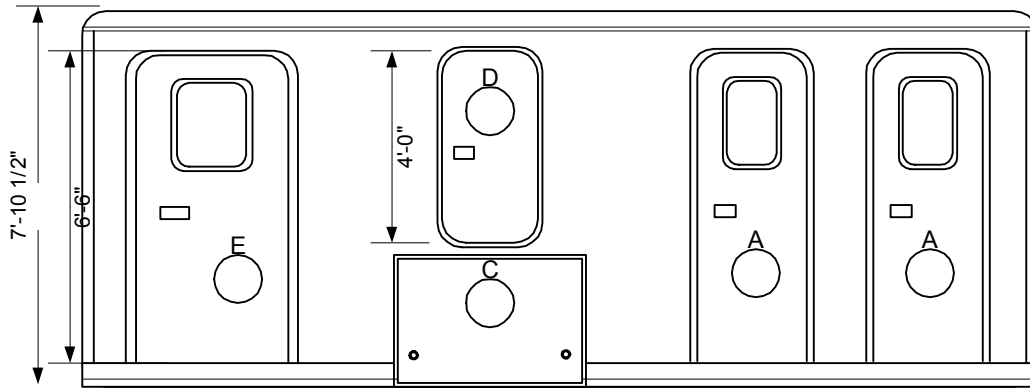
This document is the property of and contains unpublished proprietary information and trade secrets of A.M.S. Global Inc. By accepting possession of the document the recipient agrees to make no copies transcriptions or any use of this document or the information contained herein except as authorized by A.M.S. Global Inc. and further agrees to safe keep this document and return in to A.M.S. Global Inc. upon demand.

Approved by _____



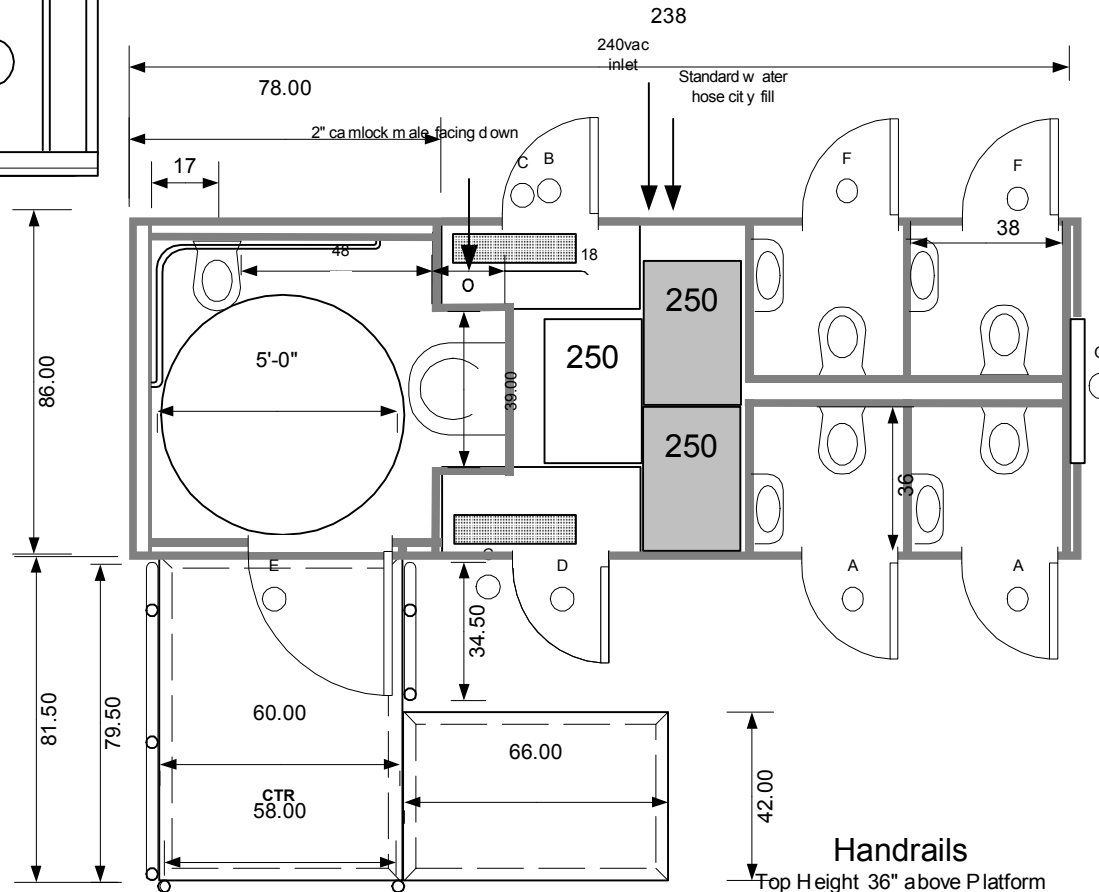


Omega 20 ADA 5ST 2010



- 2010 ADA compliant
- Retractable tongue
- Hydraulic Electric Disk Brakes
- 240 v @ 50 amp power required w/inter
- 5 Jets™ Marine Vacuumator™ Toilets
- 500 gallon waste tank capacity
- 250 gallons fresh water storage
- 4000 uses capacity
- Lowers to ground
- Uses less than a quart per flush
- 5,500 BTU Heat & Air Conditioned 15,000 BTU
- Automatic Electric Leveling Jacks 16,000 lb max
- 10,000 pound retractable suspension
- 17.5 x 6.75 Radial Tires 16 ply 6000 lb
- Container Shipable (2 units to 40' container)
- All metal and composite construction
- LED 100,000 hour burn lighting and trailer lighting
- Liquefies all waste paper and hygienic products
- Self Pumping to Sewer Tap over 100 feet w/10' head

- A 78"x24" radius RH
- B 48"x24" radius LH
- C 32"x49" top hinge
- D 48"x24" radius RH
- E 78"x32" radius RH
- F 78"x24" radius LH
- G 77.5"x35.5" radius LH



Handrails

Top Height 36" above Platform

Top of Cross Bars 14" below bottom of Top Rail.
Railing 1.25 to 1.5" Diameter and slides in to 4" piece of next larger size pipe welded to platform.

This document is the property of and contains unpublished proprietary information and trade secrets of A.M.S. Global Inc. By accepting possession of the document the recipient agrees to make no copies, transcriptions or any use of this document or the information contained herein except as authorized by A.M.S. Global Inc. and further agrees to safe keep this document and return it to A.M.S. Global Inc. upon demand.

Approved by _____



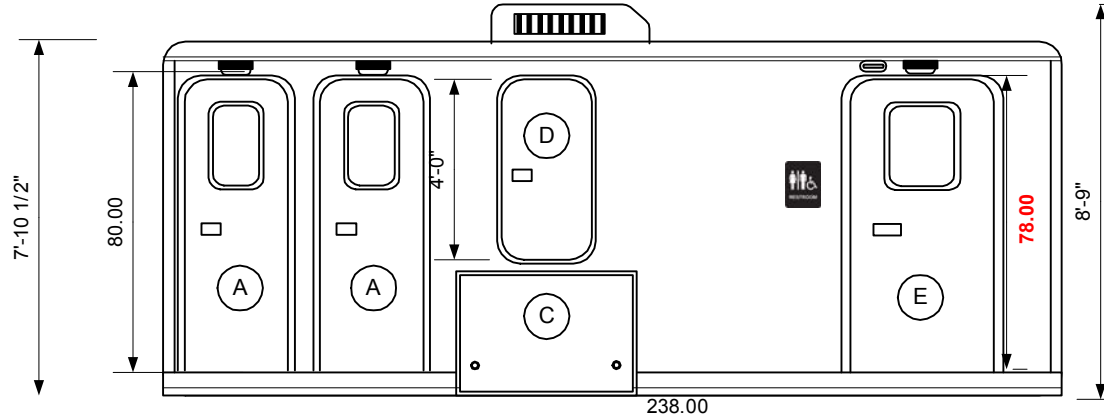
3 2 0 3 6 9 6 4 0 9 0 0

Openings

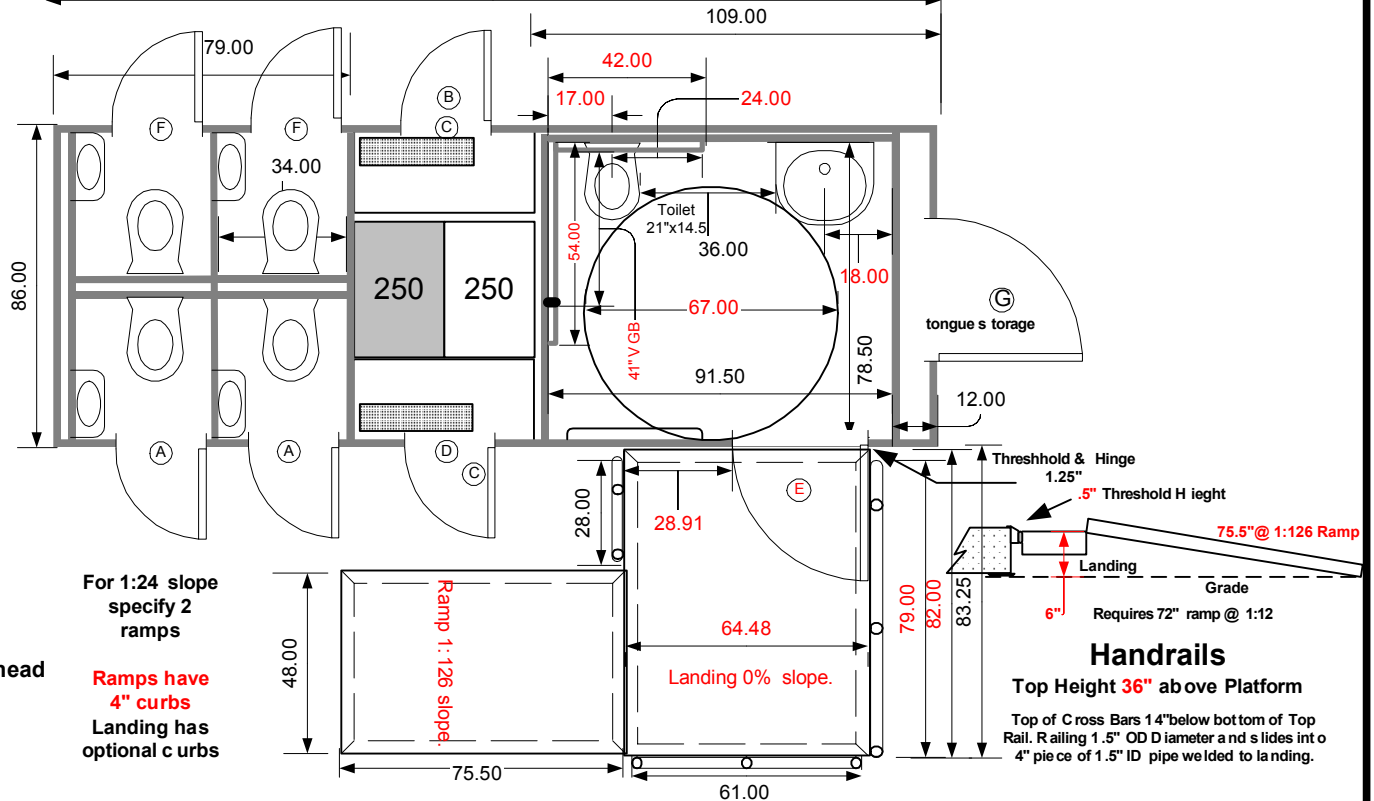
- (A) 78"x24" radius RH
- (B) 48"x24" radius LH
- (C) 32"x49" top hinge
- (D) 48"x24" radius RH
- (E) 78"x36" radius RH
- (F) 78"x24" radius LH
- (G) 77.5"x35.5" radius LH

ADA compliant to 2010 ADA Guidelines

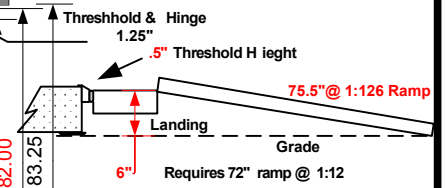
- Lowers to ground & Container Shipable
- 2" camlock to 2" PVC hardpipe sewage adaptor
- Retractable trailer tongue
- Porcelain w all hung fixtures
- Stainless Steel Towel, tissue and soap dispensers
- Gel type battery & Granitised steel flooring
- Rotationally molded vertical tanks
- Hydraulic Electric Disk Brakes
- 5Jets™ Marine Toilets & C VS™ Vacuumator™
- 250 gallon waste tank capacity
- 250 gallons fresh water storage
- Uses less than a quart per flush
- Heat & Air Conditioned 15,000btu / 5,500 btu heat
- 4000 watts Auxiliary Heat
- Ducted ventilation & furrion marine power inlet
- Obscure skylights in radius doors
- 10,000 pound retractable suspension
- 17.5 x 6.75 16 ply Radial Tires & wet bearings
- All metal and composite construction
- LED 50,000 hour burn lighting and trailer lighting
- Liquefies all waste paper and hygienic products
- Automatic Electric Leveling Jacks 16,000 lb. max.
- Self Pumping to Sewer Tap up to 100 yards w/10' head
- 240v 50 amp power requirement
- Aluminum ADA ramp w/Stainless steel railing
- Wheel cover doors and flush door latches
- 4" curbs are optional on ADA landing
- Optional 500 gallon waste & no water tank
- Deviation from this design will be cost plus



Omega 20 ADA 5ST XL



For 1:24 slope specify 2 ramps
Ramps have 4" curbs
Landing has optional curbs



Handrails
Top Height 36" above Platform
Top of Cross Bars 14" below bottom of Top Rail. Railing 1.5" OD Diameter and slides into 4" piece of 1.5" ID pipe welded to landing.

Approved by _____

This document is the property of and contains unpublished proprietary information and trade secrets of A.M.S. Global Inc. By accepting possession of the document the recipient agrees to make no copies transcriptions or any use of this document or the information contained herein except as authorized by A.M.S. Global Inc. and further agrees to safe keep this document and return in to A.M.S. Global Inc. upon demand.

These restrooms are designed to be compliant with all current guidelines as we are aware of. Many guidelines have gray areas and points open to interpretation. Different entities may have differed interpretations or local differences. We suggest getting approvals of final plans from the authorities in the local the unit will be placed

