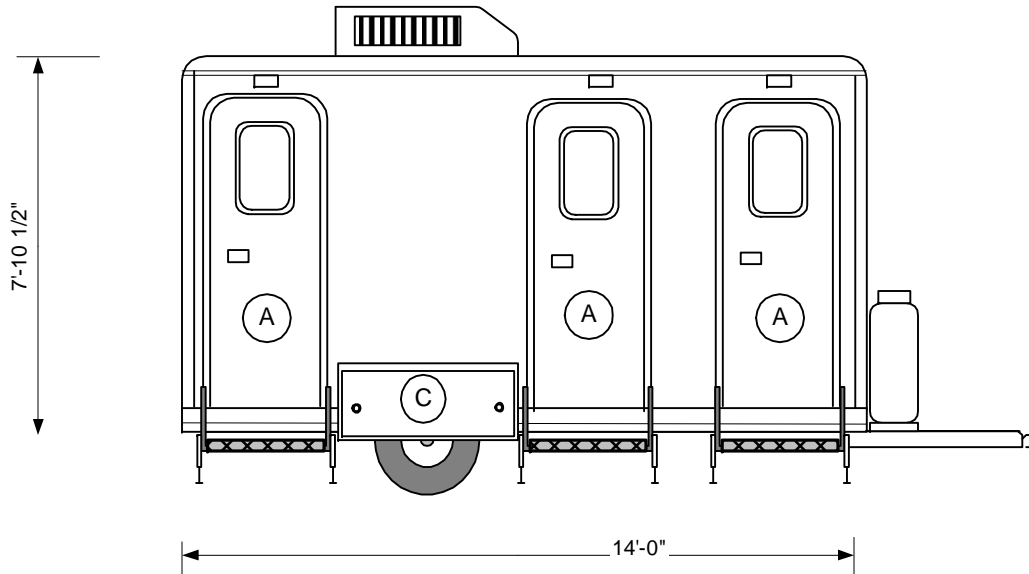
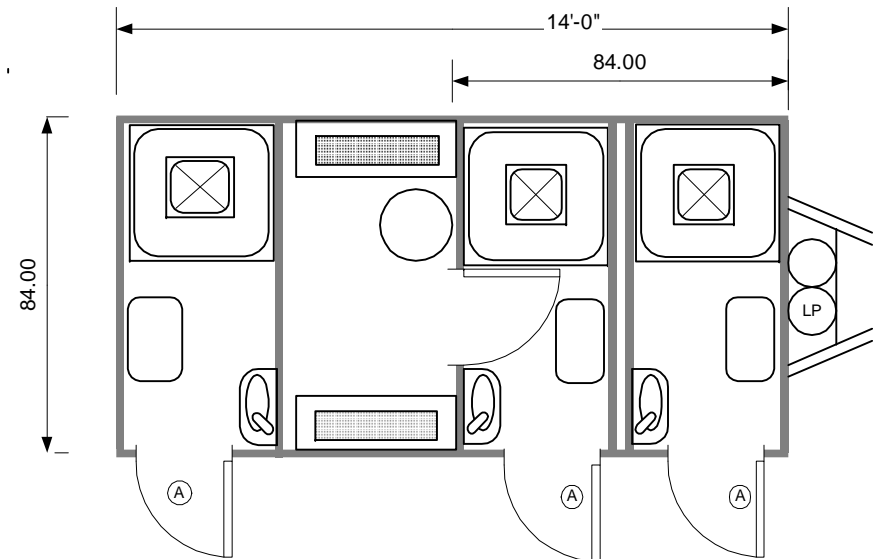


APF 14 3SS D



- Ⓐ 78"x24" radius RH
- Ⓑ 48"x24" radius LH
- Ⓒ 32"x49" top hinge
- Ⓓ 48"x24" radius RH
- Ⓔ 78"x32" radius RH
- Ⓕ 78"x24" radius LH
- Ⓖ 77.5"x35.5" radius LH

- Electric Brakes**
- 240 v @ 50 amp power required**
- 50 gallon electric water heater**
- LED 50,000 hour burn lighting and trailer lighting**
- Metered shower valves w/ vanal proof heads**
- All stainless steel dispensers**
- 3 wall hung sinks with metered faucets**
- 4 turbo vents & 15,000 btu AC**
- 5220 watts heat & 2 40# LP tanks**
- Built in benches & 3'x3' showers**
- All metal and composite construction -- No Wood**
- Estimated 20 yr or more life span**
- .040 aluminium exterior**
- 4 leveling jacks & 4 step landings**
- Does not lower to ground**
- Direct connect**
- Low Profile - close to ground**



Mech. & Sto

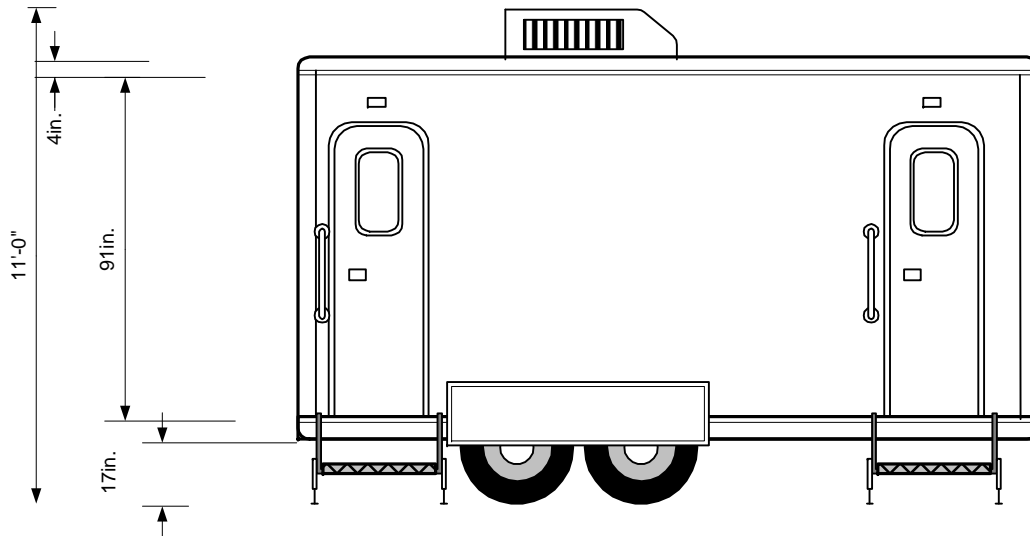
This document is the property of and contains unpublished proprietary information and trade secrets of A.M.S. Global Inc. By accepting possession of the document the recipient agrees to make no copies transcriptions or any use of this document or the information contained herein except as authorized by A.M.S. Global Inc. and further agrees to safe keep this document and return in to A.M.S. Global Inc. upon demand.

Approved by _____

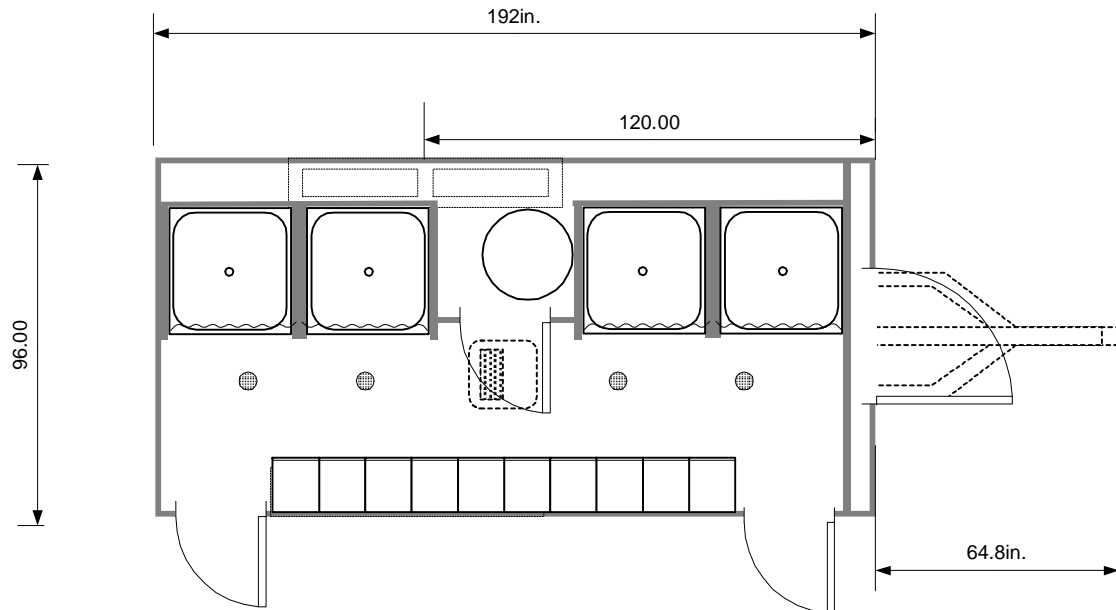


1270 03 8819

Advanced Performance 16 4S 10LC



- 10 15x12x72 Lockers
- 2 one step landings with Led porch lights
- Four Leveling jacks
- 2 3500 pound axles with electric brakes
- A/C Heatpump 30,000 BTU heat 14,000watts
- (1) 240 v @ 50 amp AC power required
- 50 gallon Hot water & metered showers (4)
- All metal and composite construction no wood
- Direct connect to sewer
- LED 500,000 hour burn lighting
- Radiused skylight doors and auto closers
- Retractable tongue & Low profile



This document is the property of and contains unpublished proprietary information and trade secrets of A.M.S. Global Inc. By accepting possession of the document the recipient agrees to make no copies transcriptions or any use of this document or the information contained herein except as authorized by A.M.S. Global Inc. and further agrees to safe keep this document and return in to A.M.S. Global Inc. upon demand.

Approved by _____

www.AMSglobal.us (877) 789-1213 Copyright 2011 A.M.S. Global Inc. All rights reserved

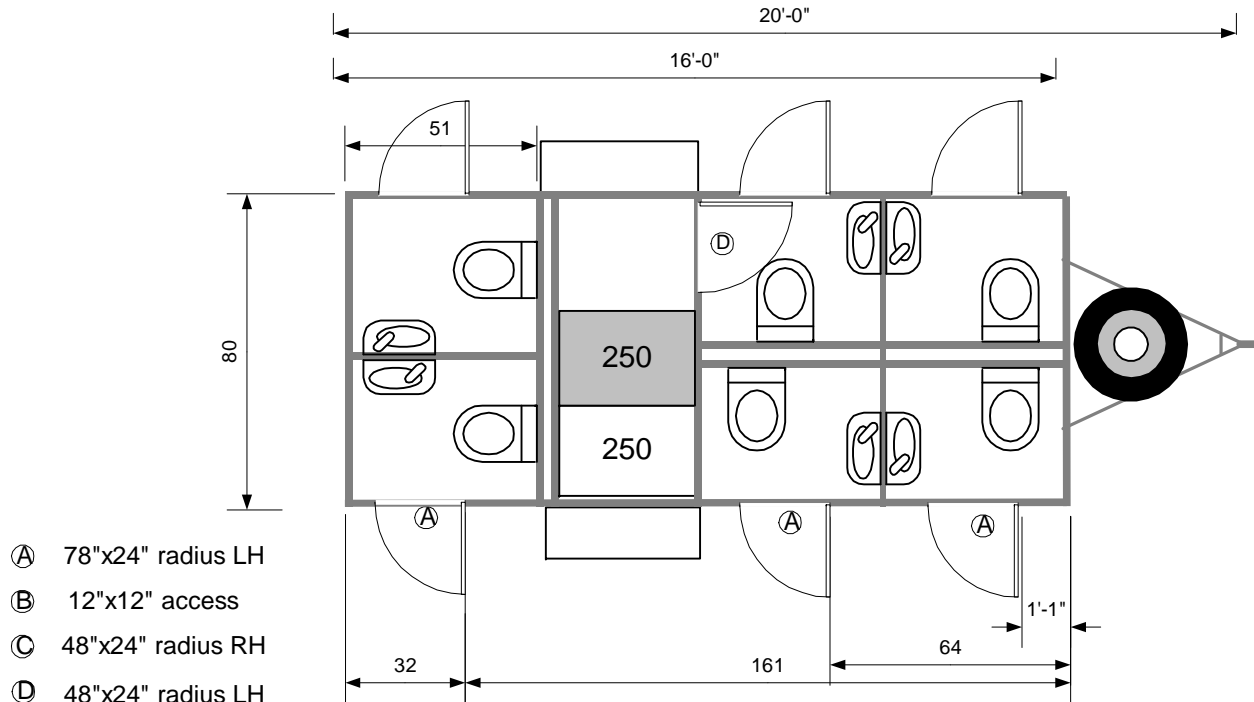


20 38 74 7 30 2

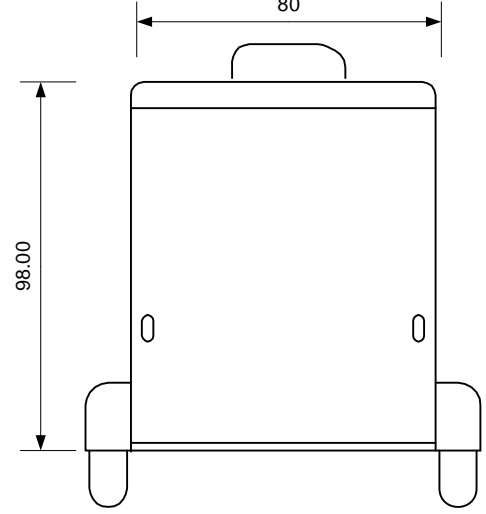
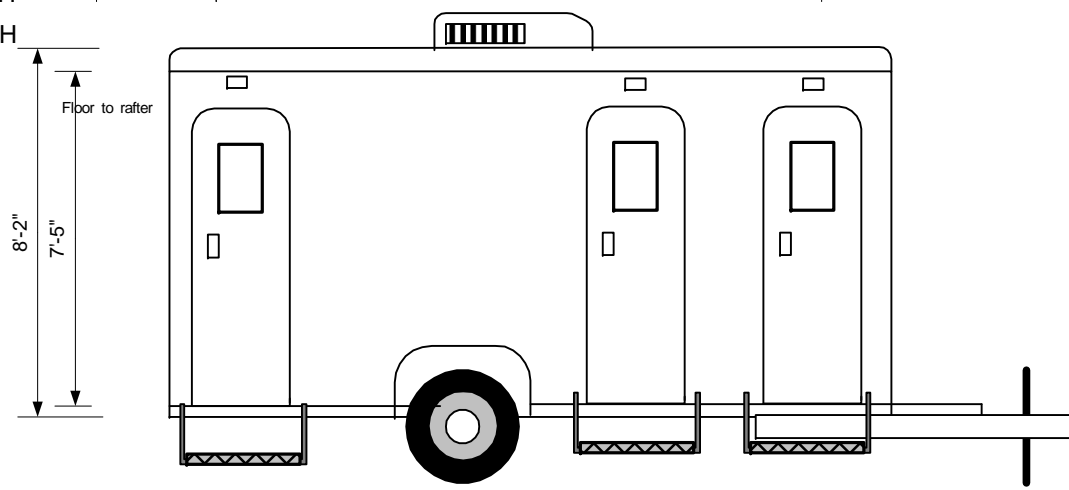


Advanced Performance APF 16-6ST

- Steel frame and exterior
- Leveling Jacks and Spare
- 6 One Step Landings
- 250 gallon tank capacity
- 250 gallons fresh water storage
- Uses less than a pint per flush
- 3 Jets™ Toilets Ultima Vacuumator™
- Obscure windows in radius doors
- Heat & Air Conditioned 15,000BTU 5500 BTU
- LED 50,000 hour burn lighting and trailer lighting
- Liquefies all waste paper and hygienic products
- All porcelain wall hung fixtures
- Stainless Steel tissue towel & soap dispensers
- Self Pumping to Sewer Tap up to 100 yards 1" line



- Ⓐ 78"x24" radius LH
- Ⓑ 12"x12" access
- Ⓒ 48"x24" radius RH
- Ⓓ 48"x24" radius LH
- Ⓔ 78"x38" radius RH

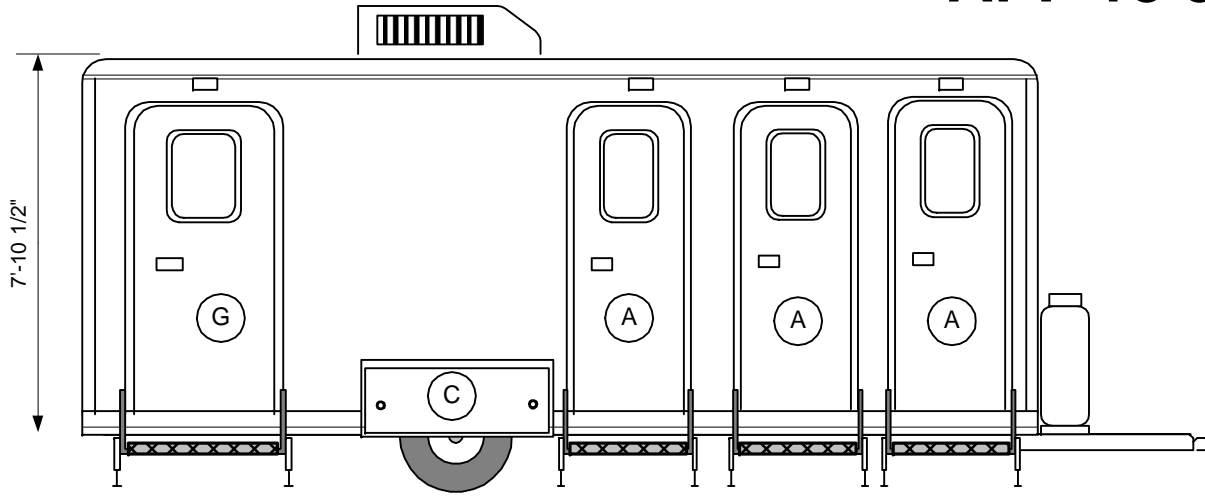


This document is the property of and contains unpublished proprietary information and trade secrets of A.M.S. Global Inc. By accepting possession of the document the recipient agrees to make no copies transcriptions or any use of this document or the information contained herein except as authorized by A.M.S. Global Inc. and further agrees to safe keep this document and return in to A.M.S. Global Inc. upon demand.

Approved by _____

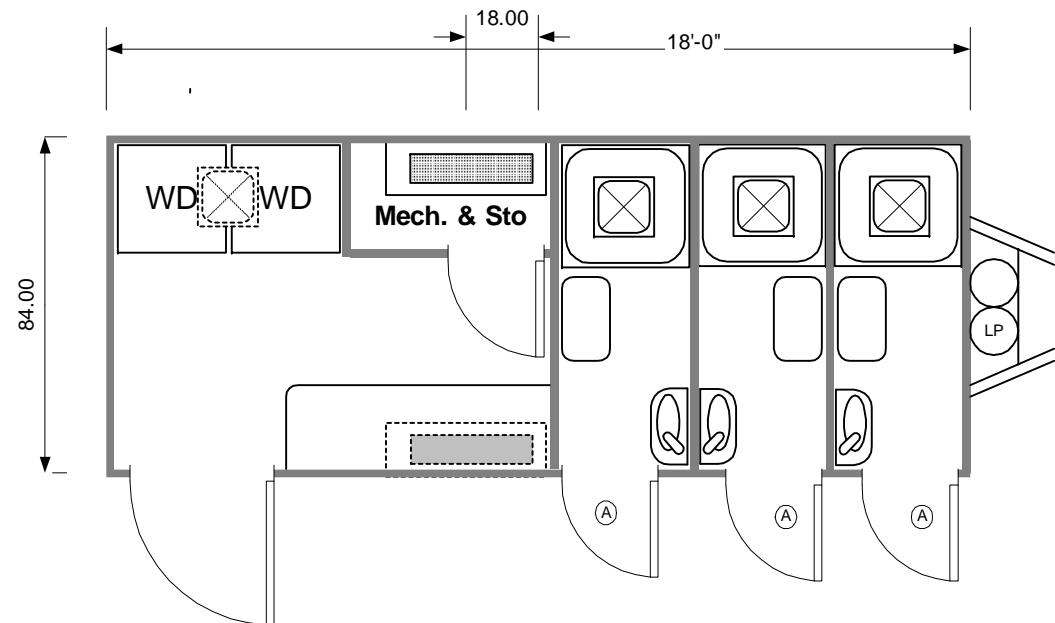


APF 18 3SS 2WD



- Ⓐ 78"x24" radius RH
- Ⓑ 48"x24" radius LH
- Ⓒ 32"x49" top hinge
- Ⓓ 48"x24" radius RH
- Ⓔ 78"x32" radius RH
- Ⓕ 78"x24" radius LH
- Ⓖ 77.5"x35.5" radius LH

- Retractable tongue
- Electric Brakes
- 240 v @ 50 amp power required
- LED 50,000 hour burn lighting and trailer lighting
- 3 heat on demand showers
- Metered shower valves w/ vanal proof heads
- All stainless steel dispensers
- 3 wall hung sinks with metered faucets
- 4 turbo vents & 15,000 btu AC
- 5220 watts heat & 2 40# LP tanks
- Built in benches & wall hung table
- Two washer & drier hookups
- All metal and composite construction -- No Wood
- Estimated 20 yr or more life span
- .040 aluminium exterior
- 4 leveling jacks & 4 step landings
- Does not lower to ground
- Low Profile - close to ground

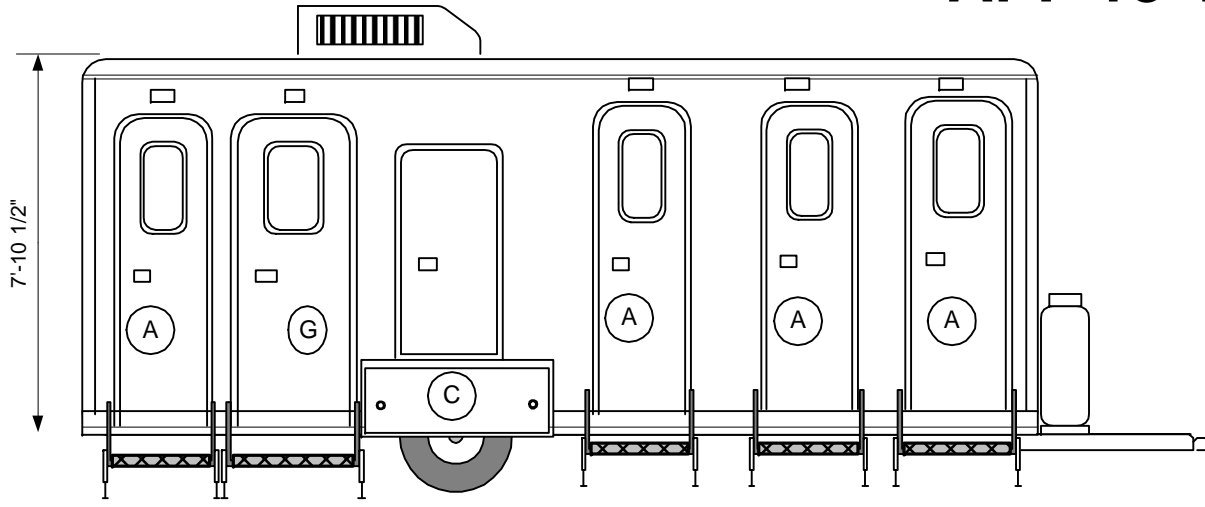


This document is the property of and contains unpublished proprietary information and trade secrets of A.M.S. Global Inc. By accepting possession of the document the recipient agrees to make no copies transcriptions or any use of this document or the information contained herein except as authorized by A.M.S. Global Inc. and further agrees to safe keep this document and return in to A.M.S. Global Inc. upon demand.

Approved by _____

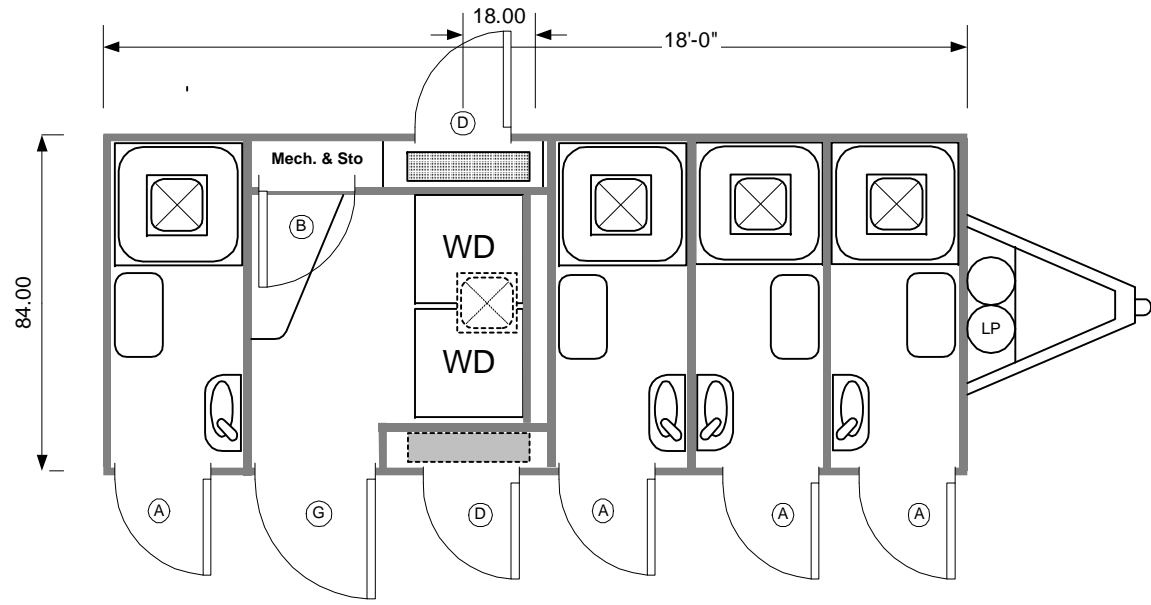


APF 18 4SS 2WD



- Ⓐ 78"x24" radius RH
- Ⓑ 48"x24" radius LH
- Ⓒ 32"x49" top hinge
- Ⓓ 48"x24" radius RH
- Ⓔ 78"x32" radius RH
- Ⓕ 78"x24" radius LH
- Ⓖ 77.5"x30" radius RH

- Electric Brakes**
- 240 v @ 50 amp power required**
- LED 50,000 hour burn lighting and trailer lighting**
- 4 heat on demand showers**
- Metered shower valves w/ vanal proof heads**
- All stainless steel dispensers**
- 3 wall hung sinks with metered faucets**
- 5 Step Landings**
- 4 turbo vents & 15,000 btu AC**
- 5220 watts heat & 2 40# LP tanks**
- 4 Built in benches & wall hung table**
- Two washer & drier hookups**
- All metal and composite construction -- No Wood**
- Estimated 20 yr or more life span**
- .040 aluminium exterior**
- 4 leveling jacks & 4 step landings**
- Does not lower to ground**
- Low Profile - close to ground**

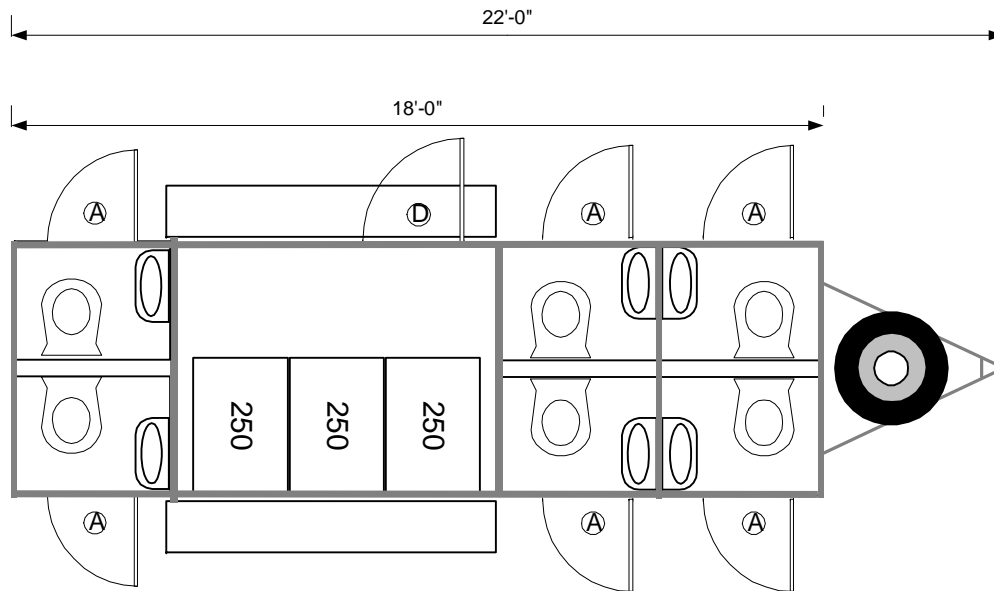


This document is the property of and contains unpublished proprietary information and trade secrets of A.M.S. Global Inc. By accepting possession of the document the recipient agrees to make no copies transcriptions or any use of this document or the information contained herein except as authorized by A.M.S. Global Inc. and further agrees to safe keep this document and return it to A.M.S. Global Inc. upon demand.

Approved by _____



28 259 52 338

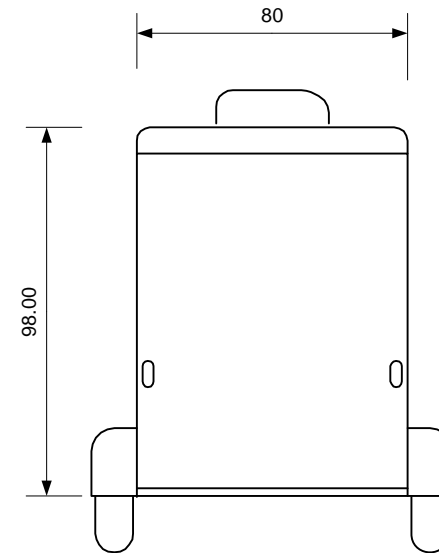



APF 18-6ST

- Leveling Jacks
- 4000 flush capacity
- Requires 30amp 110AC
- Steel frame and exterior w/spare
- 500 gallons waste tank capacity
- 250 gallons fresh water storage
- Uses less than a pint per flush
- 6 Jets Marine Vacumerator Toilets
- Obscure windows in radius doors
- Heat & Air Conditioned 16,000BTU
- LED 30,000 hour burn lighting
- Liquefies all waste paper
- All porcelain wall hung fixtures
- Self Pumping to Sewer Tap up to 100 feet w/10' head 1" line

- Ⓐ 78"x24" radius LH
- Ⓑ 12"x12" access
- Ⓒ 48"x24" radius RH
- Ⓓ 48"x24" radius LH
- Ⓔ 78"x38" radius RH

Restrooms 42"x37"



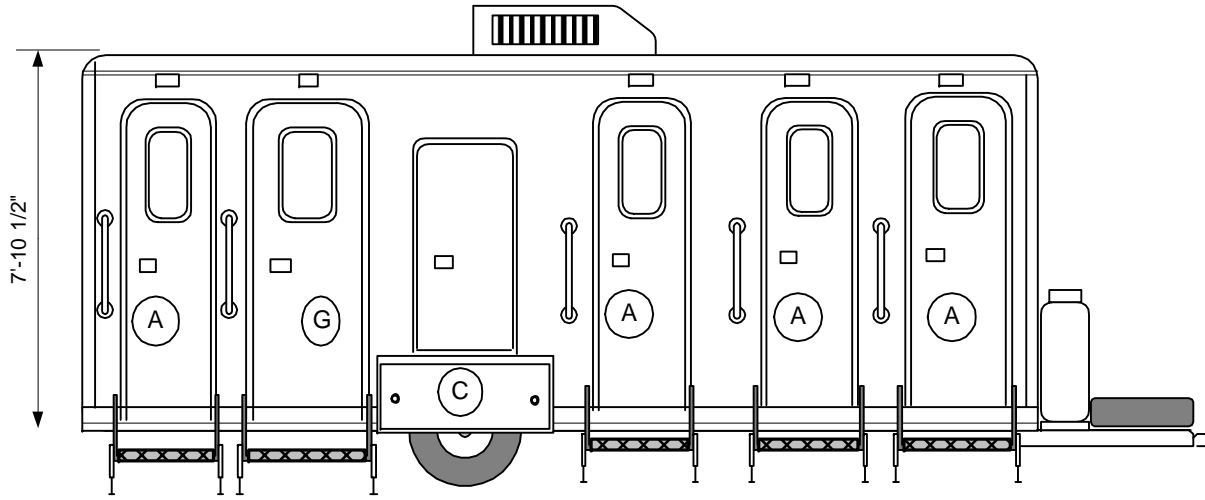
This document is the property of and contains unpublished proprietary information and trade secrets of A.M.S. Global Inc. By accepting possession of the document the recipient agrees to make no copies transcriptions or any use of this document or the information contained herein except as authorized by A.M.S. Global Inc. and further agrees to safe keep this document and return in to A.M.S. Global Inc. upon demand.



Approved by _____

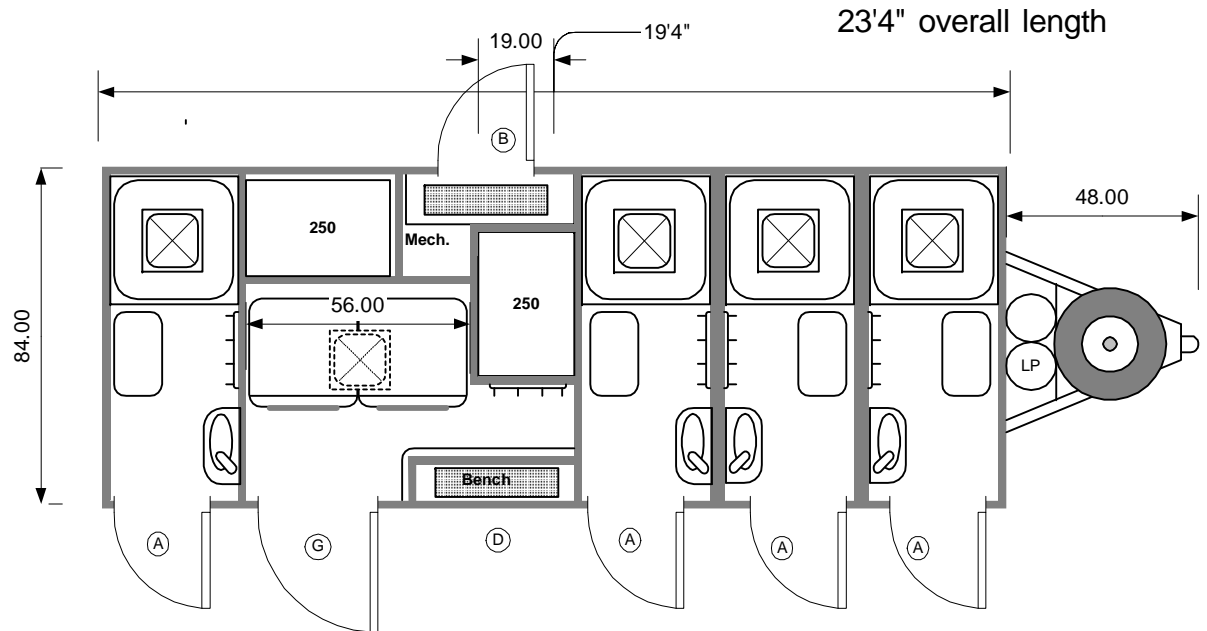


APF 19 4SS 2WD



- Ⓐ 78"x24" radius RH
- Ⓑ 48"x24" radius LH
- Ⓒ 32"x49" top hinge
- Ⓓ 48"x24" radius RH
- Ⓔ 78"x32" radius RH
- Ⓕ 78"x24" radius LH
- Ⓖ 77.5"x30" radius RH

- Electric Brakes with 16" radial tires
- (2) 240 v @ 50 amp power required running both dryers
- LED 50,000 hour burn lighting and trailer lighting
- Dusk till Dawn Auto LED porch Lights
- 4 heat on demand showers 32"x32"
- Metered shower valves w/ vandal proof heads
- All stainless steel dispensers
- 250 water 250 gray water rotationally molded tanks
- 4 wall hung porcelain sinks with metered faucets
- 5 Step Landings with 24" SS ADA grab bars
- 5 turbo vents, Four 1250 watt room heaters
- 15,000 btu AC with 5220 watts ducted heat
- Double foil sided poly-cell radiant barrier insulation
- Two 40# LP tanks 4 built in benches
- Two stacked washer & drier hookups
- All metal and composite construction -- No Wood
- Estimated 20 yr. or more life span
- .040 aluminum exterior 1.50" tubular steel walls
- 4 leveling jacks tongue jack and spare
- Heavy tubular beam coated chassis & galvanized deck
- Does not lower to ground
- Low Profile - close to ground
- Floor 17" off ground (That's one Step & less liability)




This document is the property of and contains unpublished proprietary information and trade secrets of A.M.S. Global Inc. By accepting possession of the document the recipient agrees to make no copies transcriptions or any use of this document or the information contained herein except as authorized by A.M.S. Global Inc. and further agrees to safe keep this document and return it to A.M.S. Global Inc. upon demand.



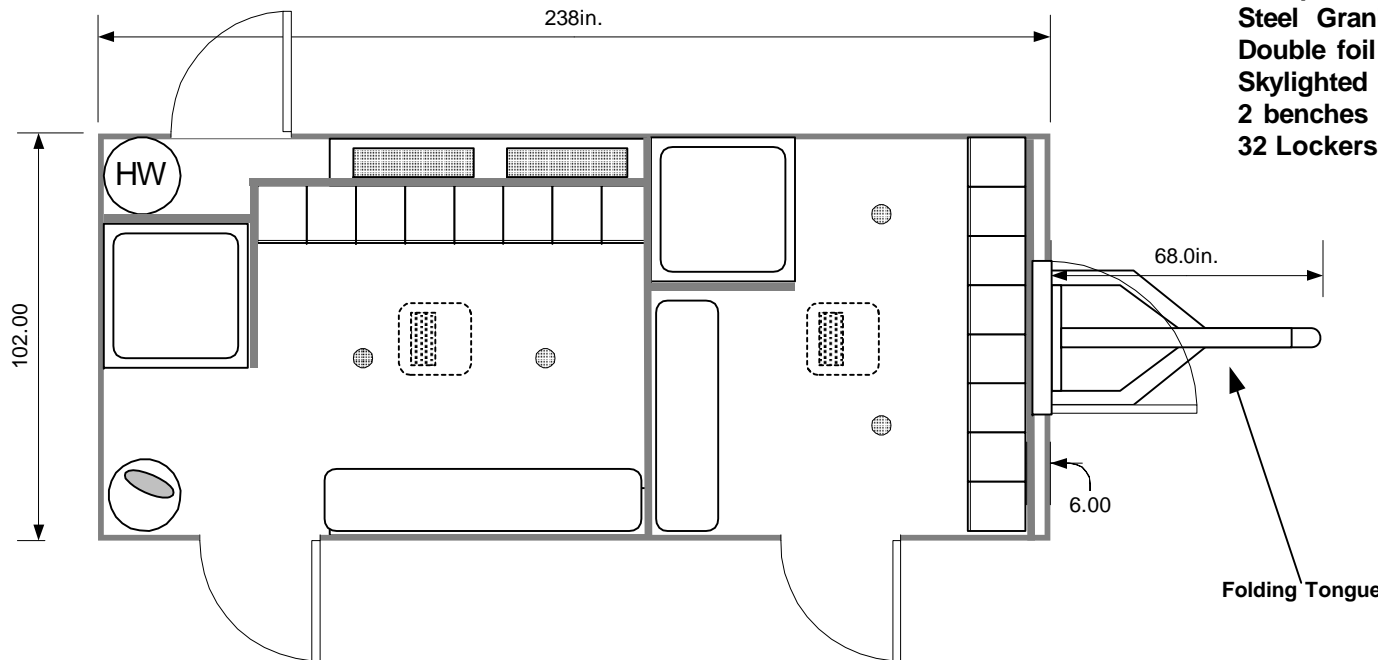
Approved by _____



APF 20 2S 24 LC




- Electric Brakes with retractable tongue
- 2 4000 LB Dexter drop axles
- 17.5" 10 ply radials with wet bearings
- Two 15000 BTU /AC with 9000wats heat
- Two 4500 watt auxiliary heaters
- LED 50,000 hour burn lighting and trailer lighting
- All metal and composite construction -- No Wood
- Estimated 20 yr or more life span
- 2 metered showers with 6 gallons electric hot water
- Hot water mixing valve
- 4 leveling jacks & 2 step landings with grab rails
- Low profile does not lower to ground
- Steel Granitised™ floor
- Double foil radiant insulation
- Skylighted doors
- 2 benches
- 32 Lockers 12x12x36



This document is the property of and contains unpublished proprietary information and trade secrets of A.M.S. Global Inc. By accepting possession of the document the recipient agrees to make no copies transcriptions or any use of this document or the information contained herein except as authorized by A.M.S. Global Inc. and further agrees to safe keep this document and return in to A.M.S. Global Inc. upon demand.

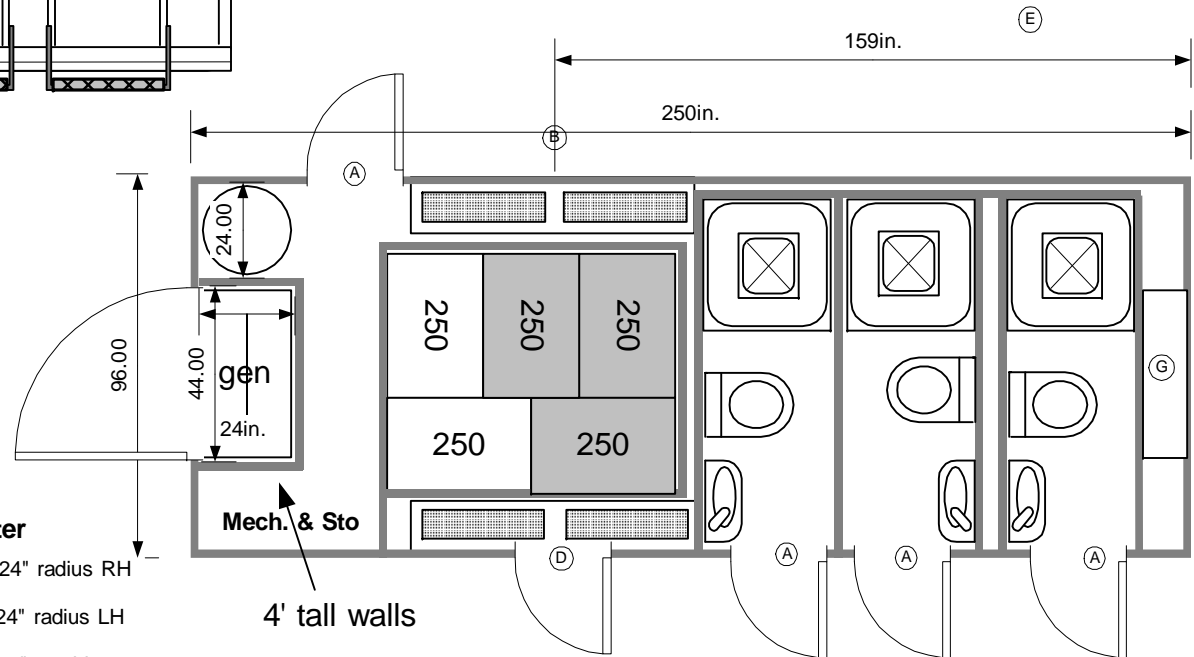
Approved by _____

APF 20 3STS RST



- Electric Brakes with retractable tongue
- 2 7000 LB Dexter drop axles
- 17.5" 16 ply radials with wet bearings
- 4000 watt rear heat
- 1200 watt heater in each shower
- 13500 BTU Heat Pump/AC
- 50 gallon 8000watt water heater
- 3 Jets™Commercial wall hung toilets 1 pint flush
- LED 50,000 hour burn lighting and trailer lighting
- 3 metered at 1.5 gpm showers
- Jets™Ultima™Vacuumarator™
- 3 wall hung sinks with metered faucets
- 5 250 gallon rotation molded vertical tanks for waste or water
- Gray water diverter valve
- All stainless steel dispensers & 3 turbo vents
- All metal and composite construction -- No Wood
- Estimated 20 yr or more life span
- 4 leveling jacks & 4 step landings with grab rails
- Low profile does not lower to ground
- Steel Granitised™floor
- Double foil radiant insulation
- Skylighted doors with occupancy deadbolts
- Built in genset optional

- (A) 78"x24" radius RH
- (B) 48"x24" radius LH
- (C) 18"x72" top hinge
- (D) 48"x24" radius RH
- (E) 78"x32" radius RH
- (F) 78"x24" radius LH
- (G) 77.5"x35.5" radius RH




Power Required Full Load
 66.6 amps @ 240
 72.7 amps @ 220
 133.3 amps @ 120
 145.5 amps @ 110

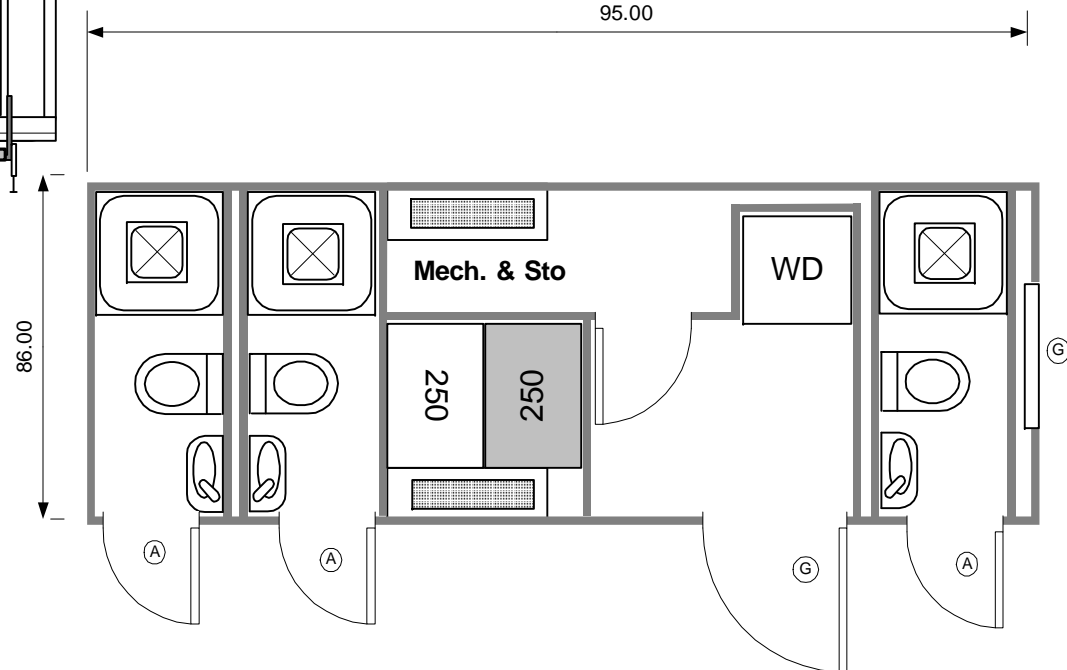
This document is the property of and contains unpublished proprietary information and trade secrets of A.M.S. Global Inc. By accepting possession of the document the recipient agrees to make no copies transcriptions or any use of this document or the information contained herein except as authorized by A.M.S. Global Inc. and further agrees to safe keep this document and return in to A.M.S. Global Inc. upon demand.

Approved by _____





APF 20 3STS WD



- Retractable tongue**
- Electric Brakes**
- 240 v @ 50 amp power required**
- 3 Jets™ Commercial wall hung toilets and sinks**
- LED 50,000 hour burn lighting and trailer lighting**
- 3 heat on demand showers**
- Jets™10 NT CVS™ Vacuumator™**
- 3 wall hung sinks with metered faucets**
- 2 250 gallon tanks for waste or water**
- 4 turbo vents & 15,000 btu AC**
- 5220 watts heat**
- All metal and composite construction -- No Wood**
- Estimated 20 yr or more life span**
- 4 leveling jacks & 4 step landings**
- Does not lower to ground**

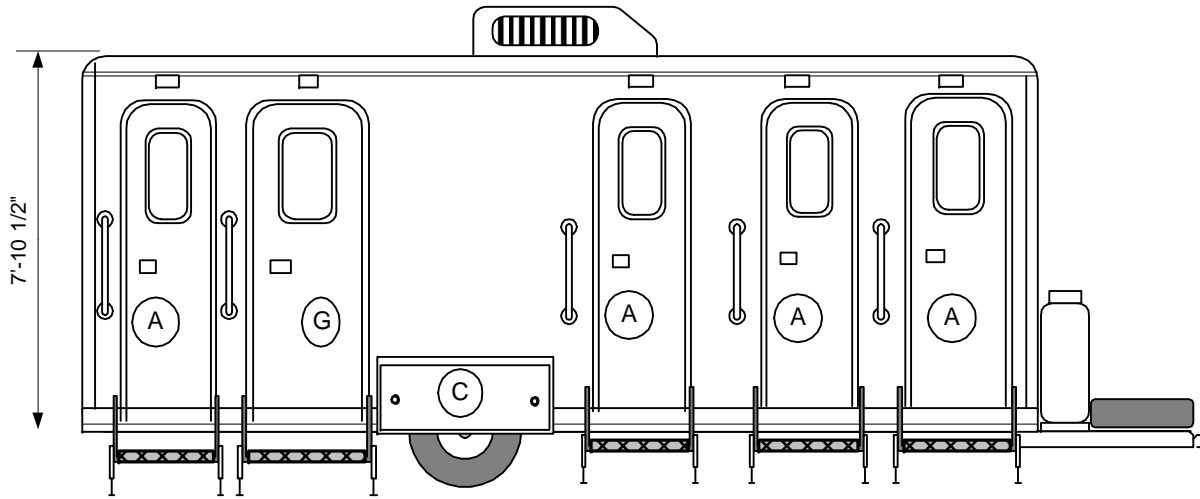
- (A) 78"x24" radius RH
- (B) 48"x24" radius LH
- (C) 32"x49" top hinge
- (D) 48"x24" radius RH
- (E) 78"x32" radius RH
- (F) 78"x24" radius LH
- (G) 77.5"x35.5" radius LH

This document is the property of and contains unpublished proprietary information and trade secrets of A.M.S. Global Inc. By accepting possession of the document the recipient agrees to make no copies transcriptions or any use of this document or the information contained herein except as authorized by A.M.S. Global Inc. and further agrees to safe keep this document and return in to A.M.S. Global Inc. upon demand.

Approved by _____

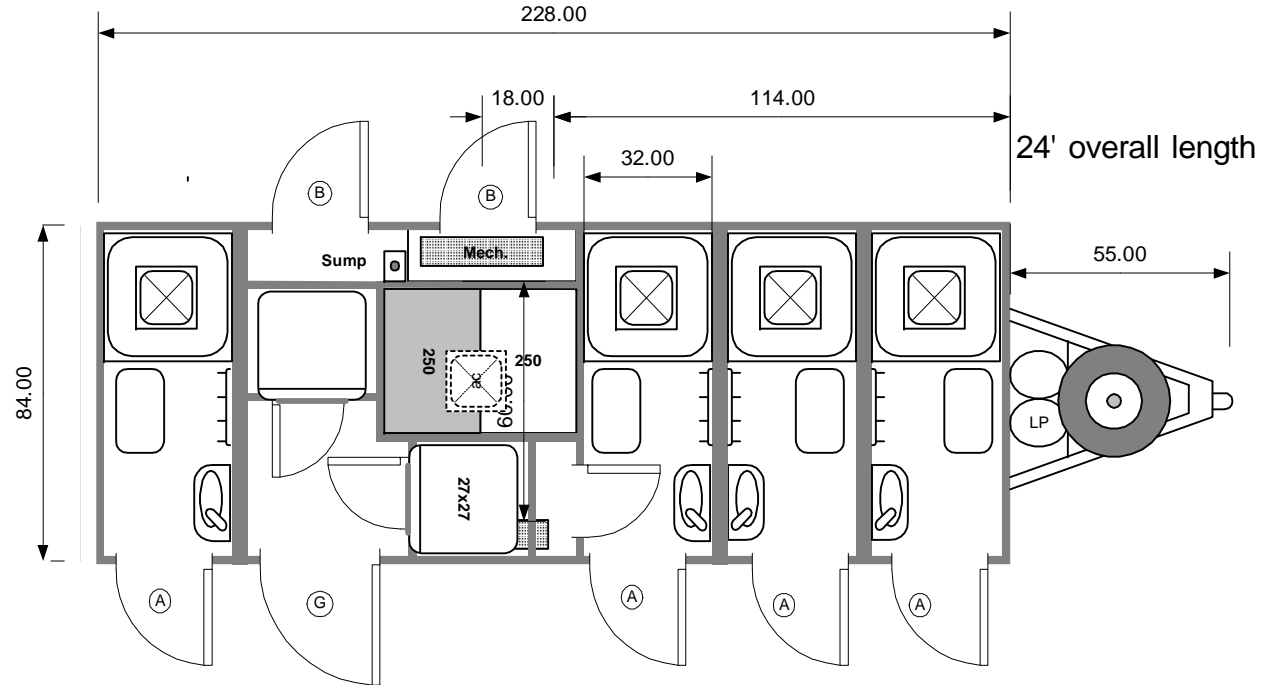


APF 20 4SS 2WD



- (A) 78"x24" radius RH
- (B) 48"x24" radius LH
- (C) 32"x49" top hinge
- (D) 48"x24" radius RH
- (E) 78"x32" radius RH
- (F) 78"x24" radius LH
- (G) 77.5"x32" radius RH

Electric Brakes with 16" radial tires & Spare
(2) 240 v @ 50 amp power required running both dryers
LED 50,000 hour burn lighting and trailer lighting
Dusk till Dawn Auto LED porch Lights
4 heat on demand showers 32"x32"
Metered shower valves w/ vandal proof heads
All stainless steel dispensers
250 water 250 gray water rotationally molded tanks
4 wall hung porcelain sinks with metered faucets
5 Step Landings with 24" SS ADA grab bars
5 turbo vents, Four 1250 watt room heaters
15,000 btu AC with 5220 watts heat
Double foil sided poly-cell radiant barrier insulation
Two 40# LP tanks 4 built in benches
Two stacked washer & drier hookups
All metal and composite construction -- No Wood
Estimated 20 yr. or more life span
.040 aluminum exterior 1.50" tubular steel walls
4 leveling jacks tongue jack and spare
Heavy tubular beam coated chassis & galvanized deck
Does not lower to ground
Low Profile - close to ground
Floor 17" off ground (That's one Step & less liability)



This document is the property of and contains unpublished proprietary information and trade secrets of A.M.S. Global Inc. By accepting possession of the document the recipient agrees to make no copies transcriptions or any use of this document or the information contained herein except as authorized by A.M.S. Global Inc. and further agrees to safe keep this document and return it to A.M.S. Global Inc. upon demand.




Approved by _____

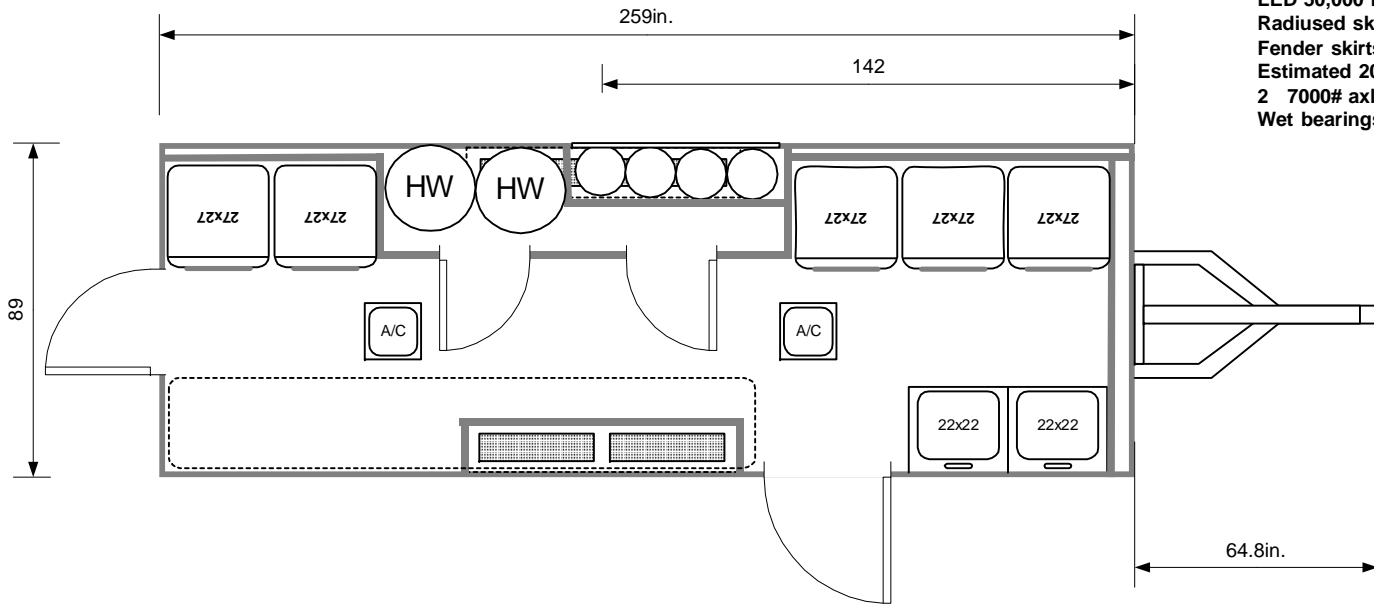


46 3 1 6 6 8 1 3

Advanced Performance 21.5 5WD



- 2 attached 2 step landings
- 4 leveling jacks
- 2 6000 pound axles with electric brakes
- 15,000 BTU Ducted A/C
- 240vac @50 amps required
- 2 LP 50 Gallon Water Heaters
- 4 40# LP bottles 2 Stainless Steel Grab Bars
- 5 LP Stacked Drier Hookups 5 Washer hookups
- All metal and composite construction
- Retractable tongue
- LED 50,000 hour burn automatic lighting & Entry
- Radiused skylight doors and auto closers
- Fender skirts
- Estimated 20 year plus life expectancy
- 2 7000# axles with brakes 17.5" wheels
- Wet bearings




This document is the property of and contains unpublished proprietary information and trade secrets of A.M.S. Global Inc. By accepting possession of the document the recipient agrees to make no copies transcriptions or any use of this document or the information contained herein except as authorized by A.M.S. Global Inc. and further agrees to safe keep this document and return in to A.M.S. Global Inc. upon demand.

Approved by _____

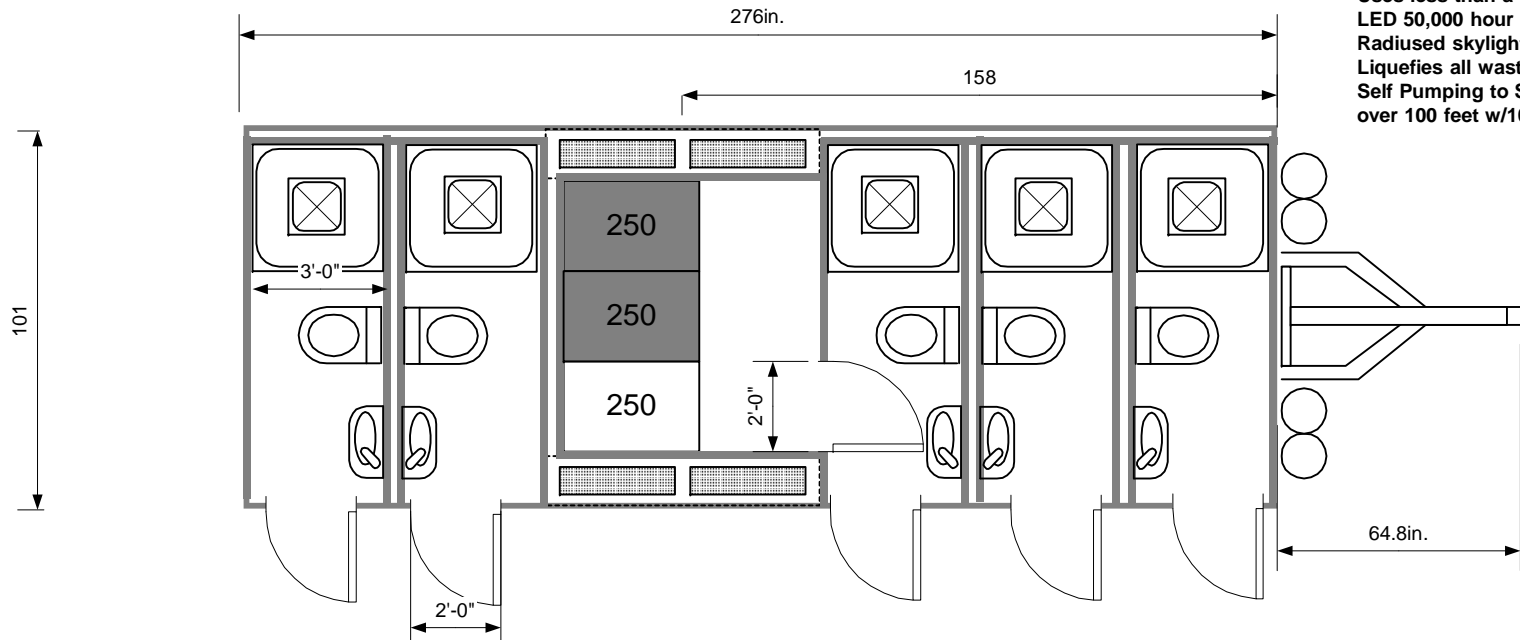
www.AMSglobal.us (877) 789-1213 Copyright 2011 A.M.S. Global Inc. All rights reserved



Advanced Performance 23 5STS



- 5 step landings
- 2 Remote controlled leveling jacks 16,000 lb
- 2 7000 pound axles with electric brakes
- Air Conditioned 15,000 BTU heat 5500
- 5 1500 watt heaters 5 Fantastic Power vents
- 10nt 240 volt CVST[™] Jets[™] Vacuatorator [™]Pump
- (1) 240 v @ 50 amp AC power required
- LP Heat on demand metered showers & faucets
- All metal and composite construction
- 5 Jets[™] Marine Toilets 5 wall sinks
- Stainless steel soap, tissue & towel dispensers
- Optima glass mat battery Retractable tongue
- All metal and composite construction
- 500 gallon waste tank capacity +- 4000 flushes
- 250 gallon fresh water storage
- Uses less than a quart per flush
- LED 50,000 hour burn lighting
- Radiused skylight doors and auto closers
- Liquefies all waste and paper
- Self Pumping to Sewer Tap
- over 100 feet w/10' head



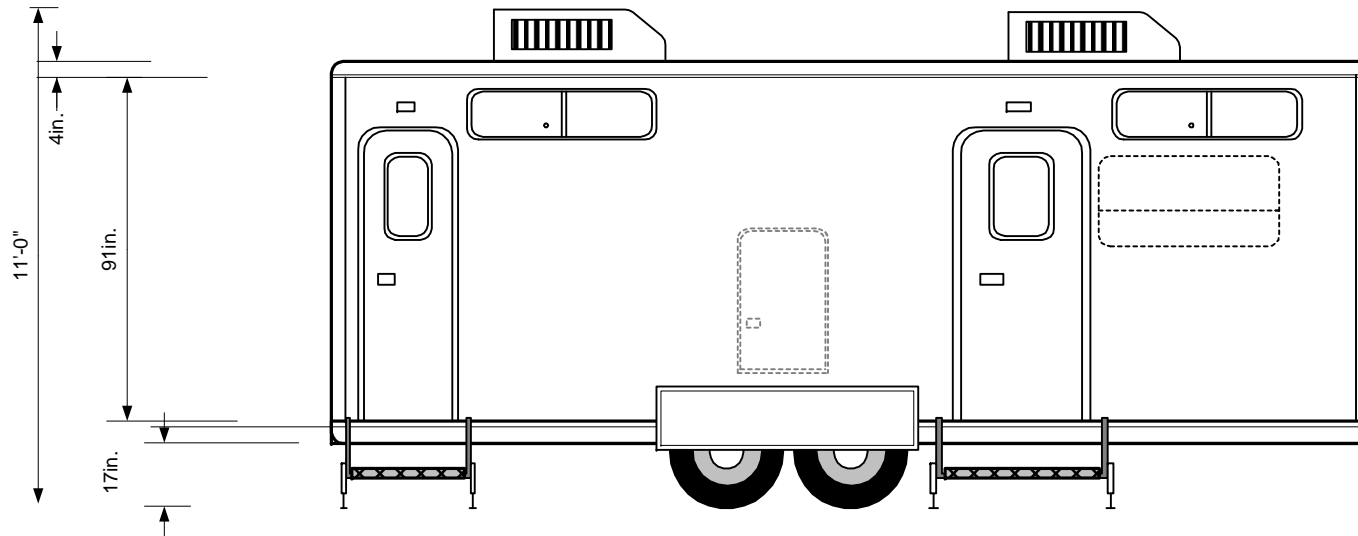
This document is the property of and contains unpublished proprietary information and trade secrets of A.M.S. Global Inc. By accepting possession of the document the recipient agrees to make no copies transcriptions or any use of this document or the information contained herein except as authorized by A.M.S. Global Inc. and further agrees to safe keep this document and return in to A.M.S. Global Inc. upon demand.

Approved by _____

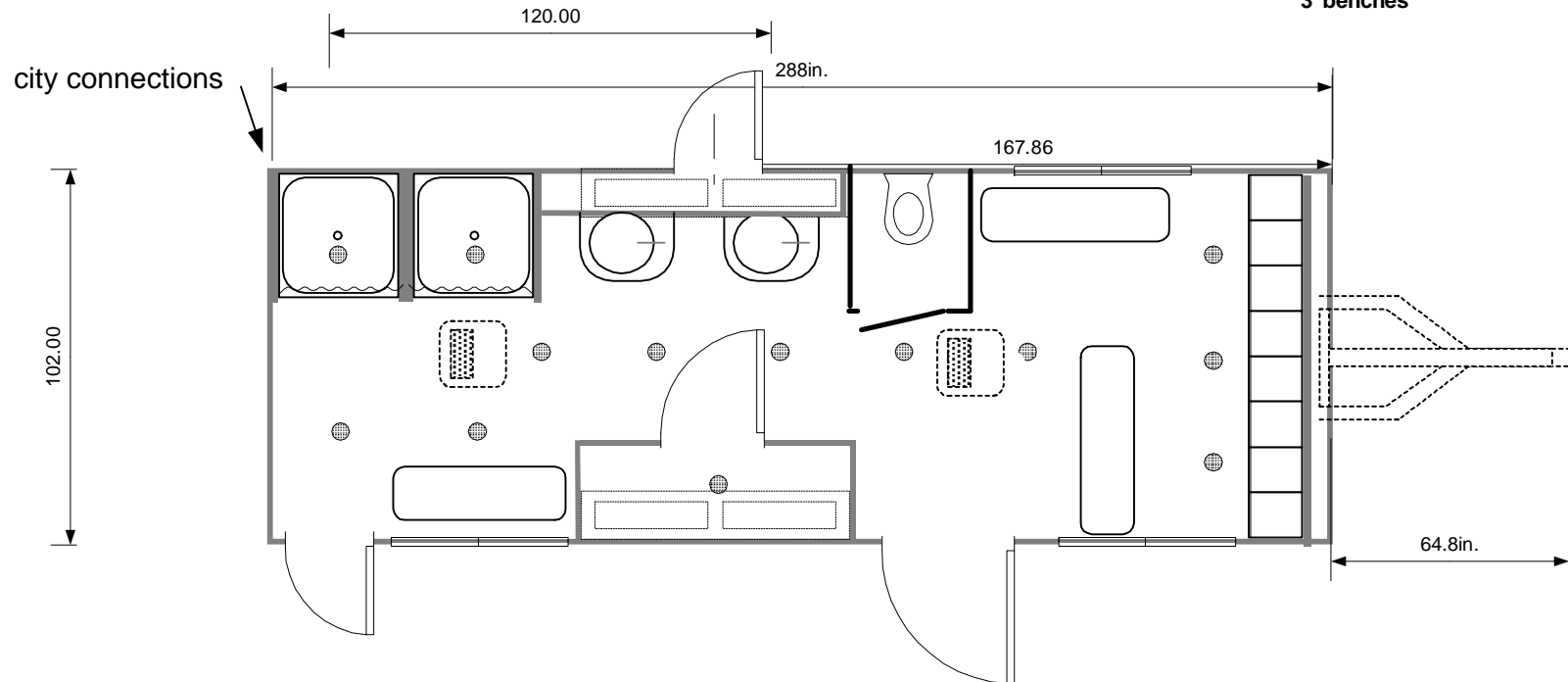


23 9 14 38 860

Advanced Performance 24 2S1T2S 16LC



- 16 15x12x36 Lockers or 8 15x12x72
- 2 one step landings with Led porch lights
- Leveling jacks and three windows
- 2 7000 pound axles with electric brakes
- Air Conditioned 30,000 BTU heat 14,000watts
- (1) 240 v @ 50 amp AC power required
- Heat on demand metered showers (2)
- All metal and composite construction no wood
- 1 Toilets 2 wall sinks
- Direct connect to sewer
- LED 100,000 hour burn lighting
- Radiused skylight doors and auto closers
- Retractable tounge & Low profile
- 3 benches



This document is the property of and contains unpublished proprietary information and trade secrets of A.M.S. Global Inc. By accepting possession of the document the recipient agrees to make no copies transcriptions or any use of this document or the information contained herein except as authorized by A.M.S. Global Inc. and further agrees to safe keep this document and return in to A.M.S. Global Inc. upon demand.

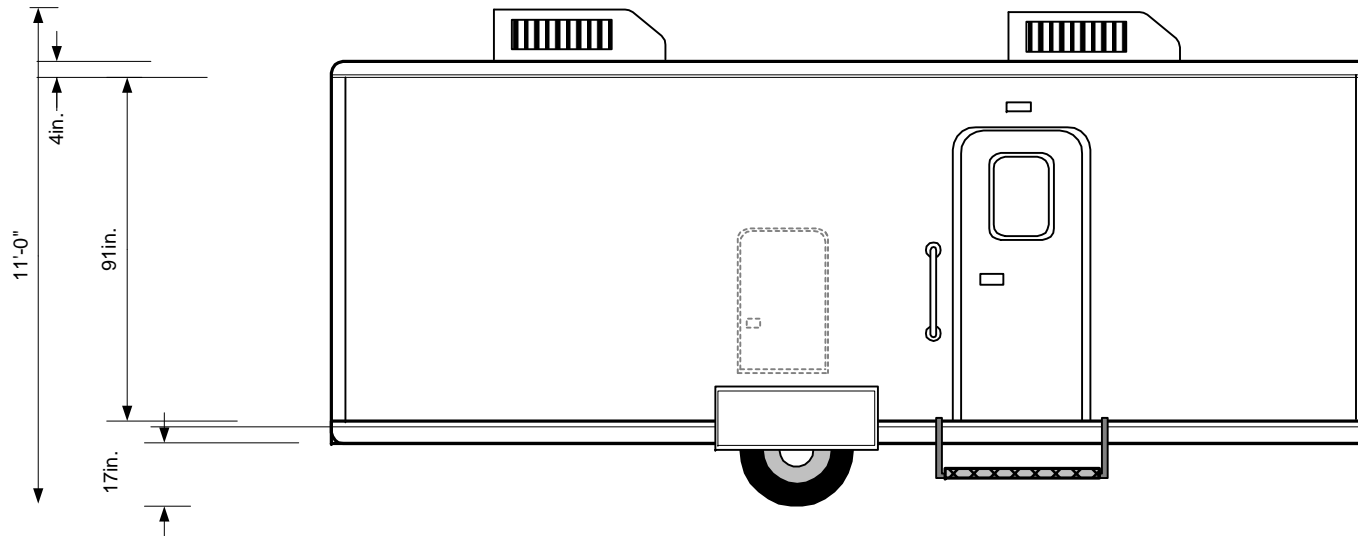
Approved by _____

www.AMSglobal.us (877) 789-1213 Copyright 2011 A.M.S. Global Inc. All rights reserved

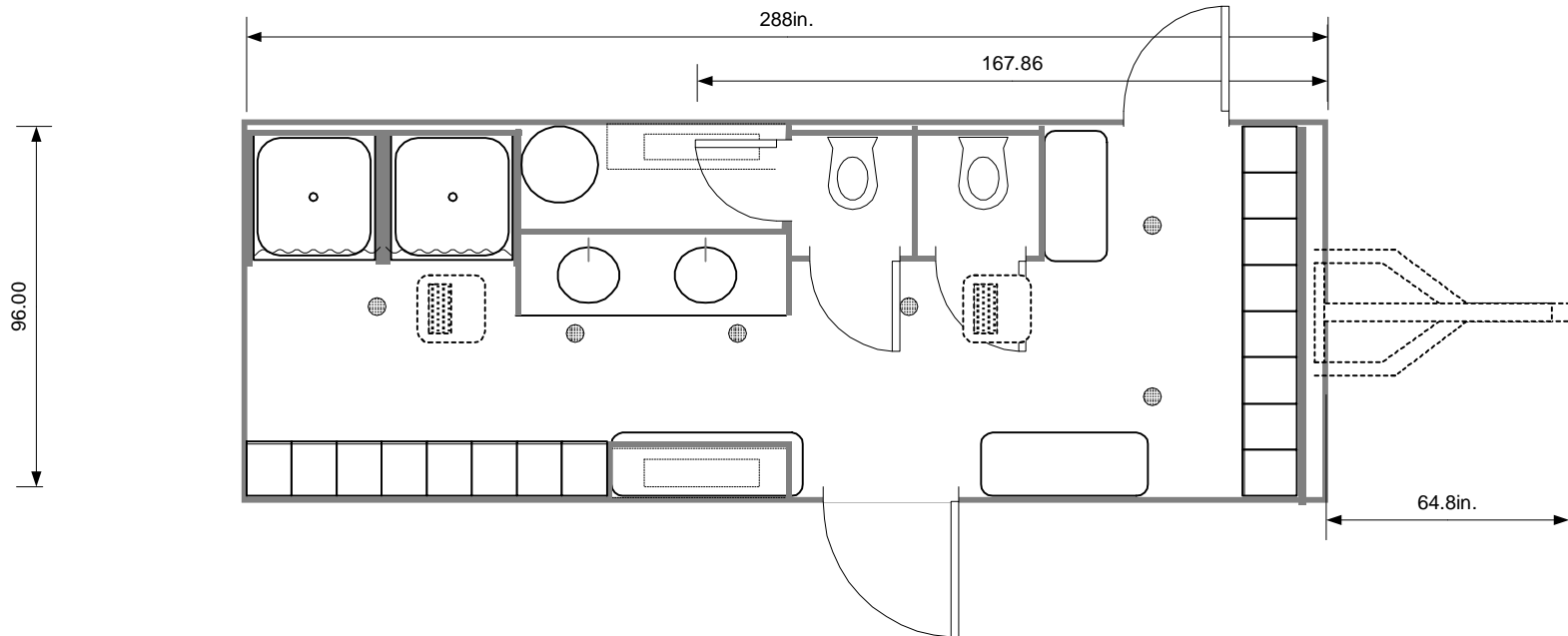


23 9 14 38 860

Advanced Performance 24 2S2T2S 16LC



- 16 15x12x36 Lockers or 16 15x12x72
- 2 one step landings with Led porch lights
- Leveling jacks & shower mixing valve
- 1 7500 pound axle with electric brakes
- Heat Pump 30,000 BTU heat 14,000watts
- 4000 watts additional heat
- NEMA 240 @ 100 amp vac power connect direct
- 30 gallon water heater & metered showers (2)
- All metal and composite construction no wood
- 2Toilets 2 sinks
- Direct connect to sewer
- LED 50,000 hour burn lighting
- Radiused skylight doors and auto closers
- Retractable tongue & Low profile
- 3 benches



This document is the property of and contains unpublished proprietary information and trade secrets of A.M.S. Global Inc. By accepting possession of the document the recipient agrees to make no copies transcriptions or any use of this document or the information contained herein except as authorized by A.M.S. Global Inc. and further agrees to safe keep this document and return in to A.M.S. Global Inc. upon demand.


Approved by _____

www.AMSglobal.us (877) 789-1213 Copyright 2011 A.M.S. Global Inc. All rights reserved

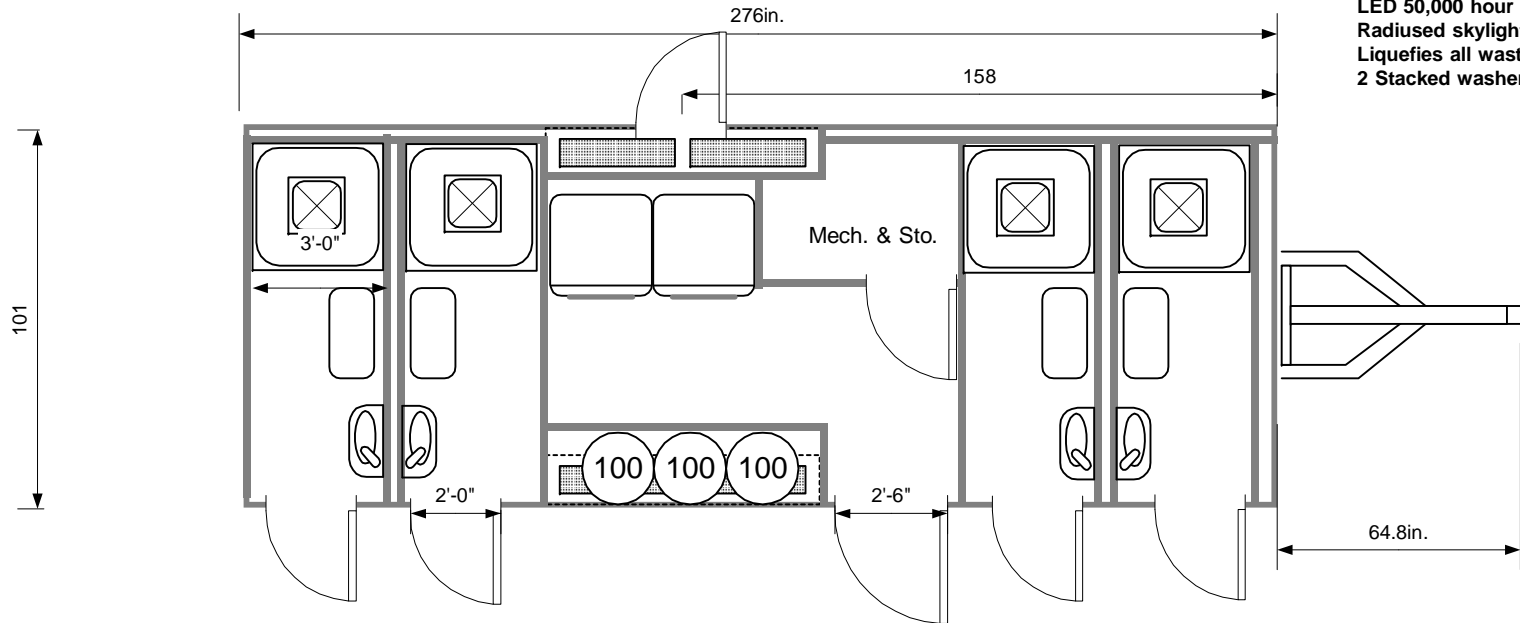


33 600 53 118

Advanced Performance 24 4SS 2WD



- 5 step landings
- 2 Remote controlled leveling jacks 16,000 lb
- 2 7000 pound axles with electric brakes
- Air Conditioned 30,000 BTU heat 11000
- 4 1500 watt heaters 4 Fantastic Power vents
- (1) 240 v @ 50 amp AC power required
- LP Heat on demand metered showers & faucets
- 3 100 gal. LP tanks
- All metal and composite construction
- 4 wall hung sinks and benches
- Stainless steel soap, tissue & towel dispensers
- Optima glass mat battery Retractable tongue
- All metal and composite construction
- LED 50,000 hour burn lighting
- Radiused skylight doors and auto closers
- Liquefies all waste and paper
- 2 Stacked washers and driers



This document is the property of and contains unpublished proprietary information and trade secrets of A.M.S. Global Inc. By accepting possession of the document the recipient agrees to make no copies, transcriptions or any use of this document or the information contained herein except as authorized by A.M.S. Global Inc. and further agrees to safe keep this document and return it to A.M.S. Global Inc. upon demand.


Approved by _____

www.AMSglobal.us (877) 789-1213 Copyright 2011 A.M.S. Global Inc. All rights reserved

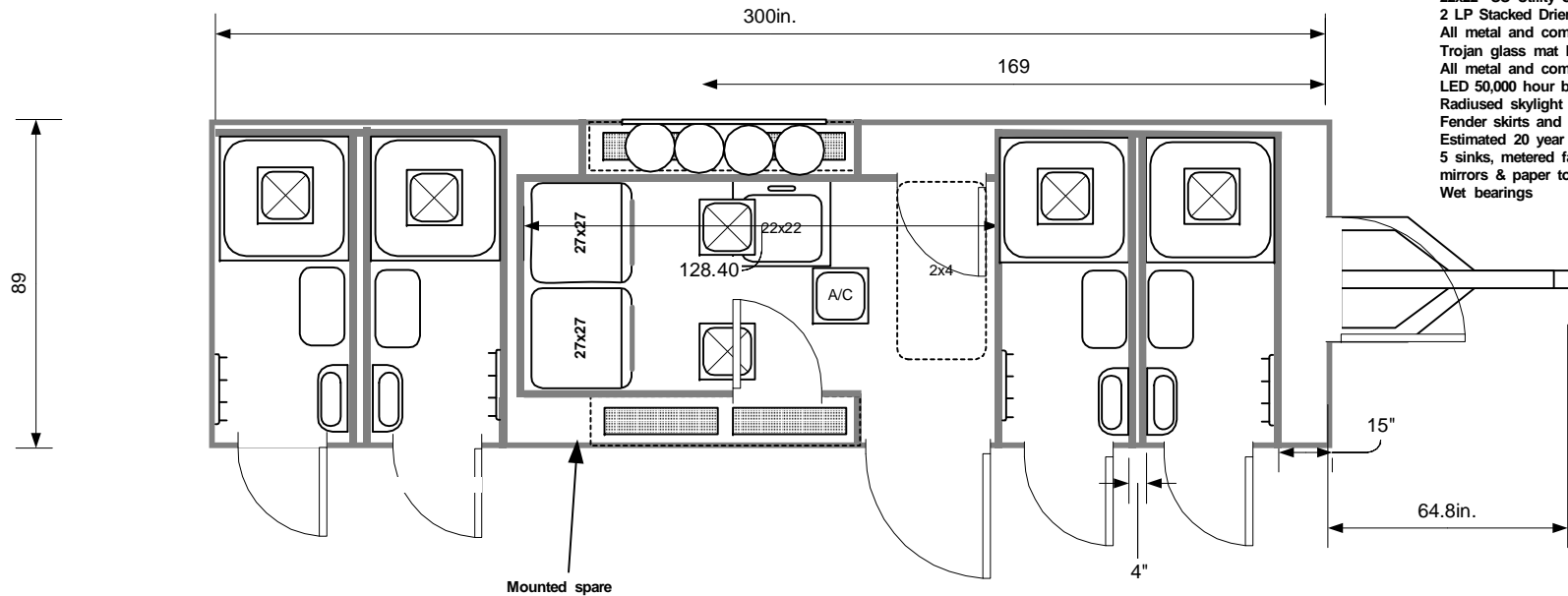


46 3 56 7 28

Advanced Performance 25 4SS 2WD



- 5 attached 2 step landings
- 2 4000# power leveling jacks
- 2 7000 pound axles with electric brakes
- 6 Fantastic Power vents 15,000 BTU Ducted A/C
- (1) 120 v @ 30 amp AC power required
- LP Heat on demand metered showers & faucets
- 4 40# LP bottles 7 Stainless Steel Grab Bars
- Metered Showers with vandal proof heads
- 22x22" SS Utility Sink Spare Tire internally mounted
- 2 LP Stacked Drier Hookups 2 Washer hookups
- All metal and composite construction
- Trojan glass mat battery Retractable tongue
- All metal and composite construction
- LED 50,000 hour burn automatic lighting & Entry
- Radiused skylight doors and auto closers
- Fender skirts and benches in each shower
- Estimated 20 year plus life expectancy
- 5 sinks, metered faucets, all SS soap dispensers, mirrors & paper towel holders
- Wet bearings



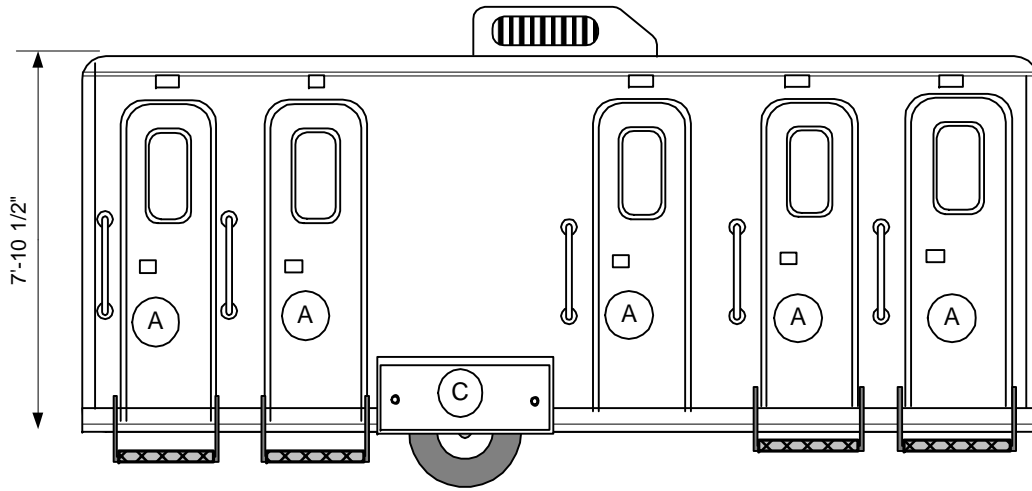
This document is the property of and contains unpublished proprietary information and trade secrets of A.M.S. Global Inc. By accepting possession of the document the recipient agrees to make no copies transcriptions or any use of this document or the information contained herein except as authorized by A.M.S. Global Inc. and further agrees to safe keep this document and return in to A.M.S. Global Inc. upon demand.

Approved by _____

www.AMSglobal.us (877) 789-1213 Copyright 2011 A.M.S. Global Inc. All rights reserved

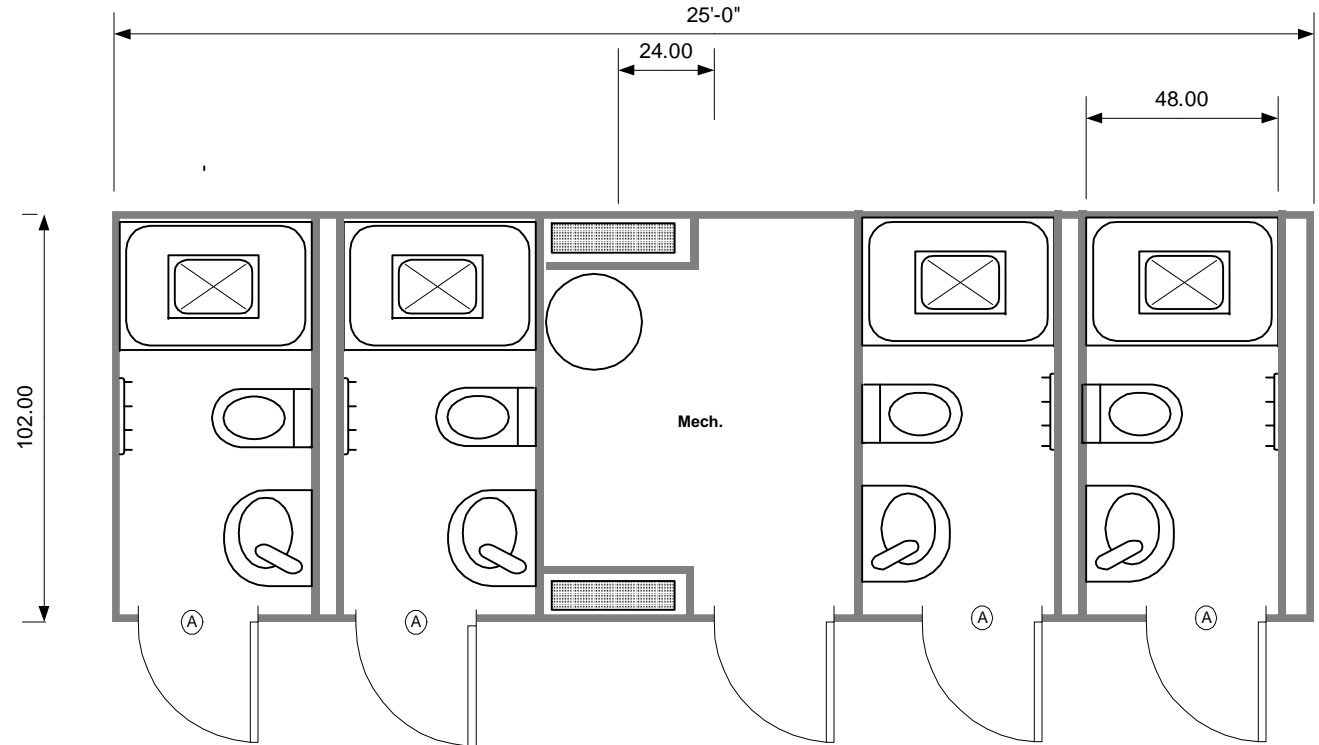


APF 25 4STS



- Ⓐ 78"x30" radius RH
- Ⓑ 48"x24" radius LH
- Ⓒ 32"x49" top hinge
- Ⓓ 48"x24" radius RH
- Ⓔ 78"x32" radius RH
- Ⓕ 78"x24" radius LH
- Ⓖ 77.5"x32" radius RH

- Electric Brakes with 16" radial tires
- 7500# Dexter axle with wet bearings
- LED 50,000 hour burn lighting and trailer lighting
- Dusk till Dawn Auto LED porch Lights
- 4 showers 32"x 48" Poly cloth curtains
- 50 gallon electric dual element water heater
- Metered shower valves w/ vandal proof heads
- All stainless steel dispensers
- 4 wall hung porcelain sinks with metered faucets
- 4 elongated bowl porcelain toilets with lids to sit on
- 4 Step Landings with 18" SS grab bars
- 4 turbo vents, Four 1250 watt room heaters
- 15,000 btu AC with 5220 watts heat ducted
- Double foil sided poly-cell radiant barrier insulation
- All metal and composite construction -- No Wood
- Estimated 20 yr. or more life span
- .040 aluminum exterior 1.50" tubular steel walls
- 4 leveling jacks tongue jack
- Folding Stow Away Tongue
- Heavy tubular beam coated chassis & galvanized deck
- Does not lower to ground
- Low Profile - close to ground
- Floor 17" off ground (That's one Step & less liability)




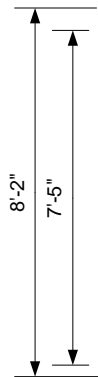
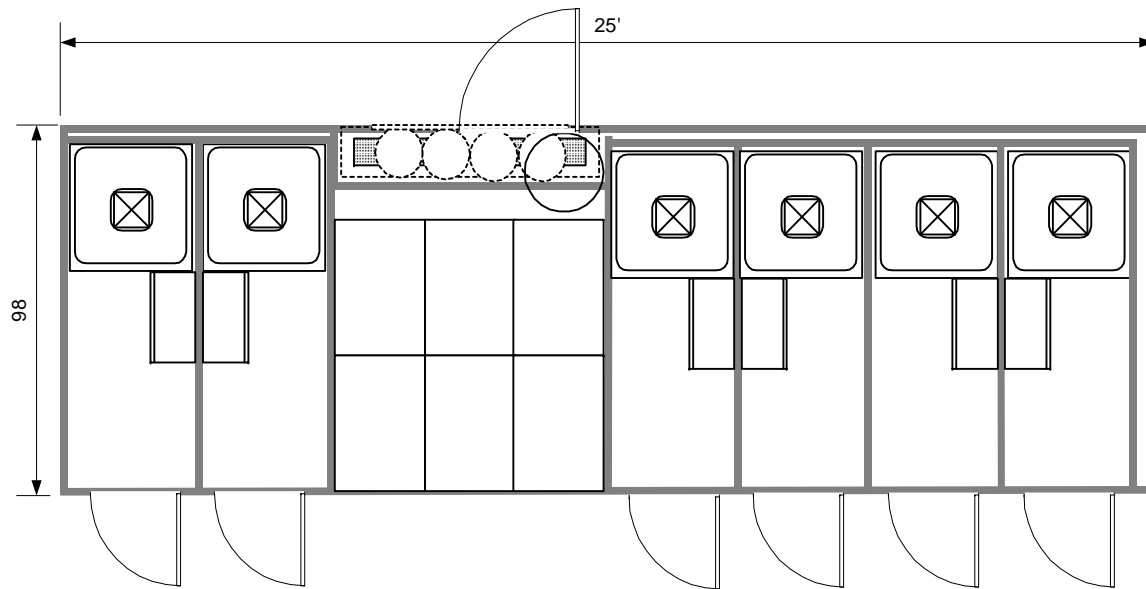
This document is the property of and contains unpublished proprietary information and trade secrets of A.M.S. Global Inc. By accepting possession of the document the recipient agrees to make no copies transcriptions or any use of this document or the information contained herein except as authorized by A.M.S. Global Inc. and further agrees to safe keep this document and return it to A.M.S. Global Inc. upon demand.

Approved by _____



32 30065 340

APF 25 6S 6L



- Steel frame, floor and .04 aluminium exterior
- All composite and metal construction-No Wood
- Vandal Proof shower heads
- 6 Turbo ventilation fans
- Vacant Occupied indicating deadbolts
- All led lighting and trailer lights
- Propane heat on demand hot water or electric
- Four 40# LP tanks or 50 gallon electric
- 1.5GPM Metered faucets and shower valves
- Obscure windows in radius doors with Automatic door closers 1500 gallons tank capacity
- LED 50,000 hour burn lighting and trailer lighting
- 15,000 BTU Heat Pump or A/C
- Six 1500 watt bathroom heaters
- 50amp @240 power required
- 6 lockers in shower rooms
- 6 Aluminium step landings
- 6 Handrails 4 levelers Spare
- 6 autodoor closers 8 Acrilic Cloth shower curtains
- 6 SSteel soap holders
- Folding tounge & four HD leveling jacks
- 17.5 " 10 ply radials & two 6000# Torflex axles


This document is the property of and contains unpublished proprietary information and trade secrets of A.M.S. Global Inc. By accepting possession of the document the recipient agrees to make no copies transcriptions or any use of this document or the information contained herein except as authorized by A.M.S. Global Inc. and further agrees to safe keep this document and return in to A.M.S. Global Inc. upon demand.

Approved by _____

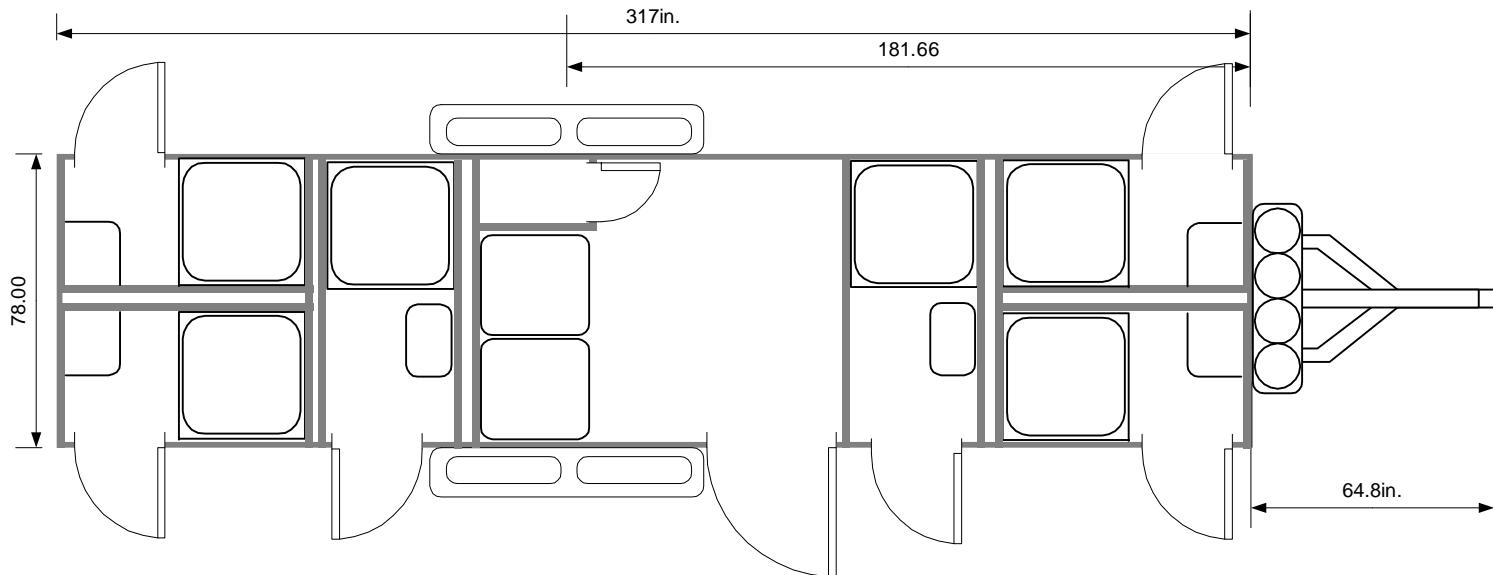


45 36989 895

Advanced Performance 26.5 6S 2WD



- 7 one step landings
- leveling jacks
- 2 6000 pound axles with electric brakes
- Air Conditioned 30,000 BTU heat 11000
- (1) 240 v @ 50 amp AC power required
- Heat on demand metered showers & faucets
- All metal and composite construction
- Direct connect to sewer
- LED 50,000 hour burn automatic lighting
- Radiused skylight doors and auto closers
- Two stacked LP washer & Drier connections
- 4 40# Manchester LP tanks
- 8 Turbo Vents
- LP heat on demand water heater
- Down to dusk LED entry Lights
- 7 1200 watt heaters



This document is the property of and contains unpublished proprietary information and trade secrets of A.M.S. Global Inc. By accepting possession of the document the recipient agrees to make no copies transcriptions or any use of this document or the information contained herein except as authorized by A.M.S. Global Inc. and further agrees to safe keep this document and return in to A.M.S. Global Inc. upon demand.


Approved by _____

www.AMSglobal.us (877) 789-1213 Copyright 2011 A.M.S. Global Inc. All rights reserved

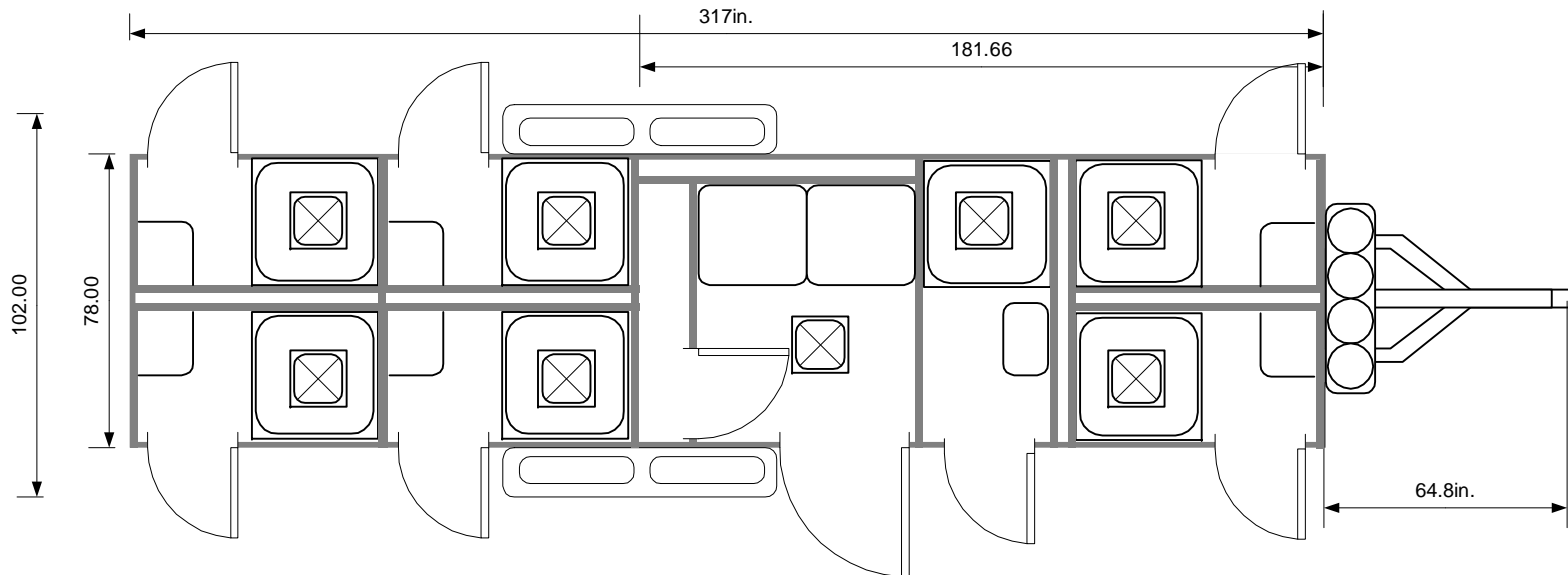


45 36954 895

Advanced Performance 27 7S 2WD



- 8 one step landings
- 8 stainless steel grab rails
- 4 leveling jacks
- 2 6000 pound axles with electric brakes
- Air Conditioned 30,000 BTU heat 11000
- Ducted ventilation & 9 Turbo Vents
- (1) 240 v @ 50 amp AC power required
- Heat on demand metered showers & faucets
- All metal and composite construction
- Direct connect to sewer
- LED 50,000 hour burn automatic lighting
- Radiused skylight doors and auto closers
- Two stacked washer & LP Drier connections
- 4 40# Manchester LP tanks
- LP heat on demand water heater
- Dawn to dusk LED entry Lights
- 8 1200 watt heaters



This document is the property of and contains unpublished proprietary information and trade secrets of A.M.S. Global Inc. By accepting possession of the document the recipient agrees to make no copies transcriptions or any use of this document or the information contained herein except as authorized by A.M.S. Global Inc. and further agrees to safe keep this document and return in to A.M.S. Global Inc. upon demand

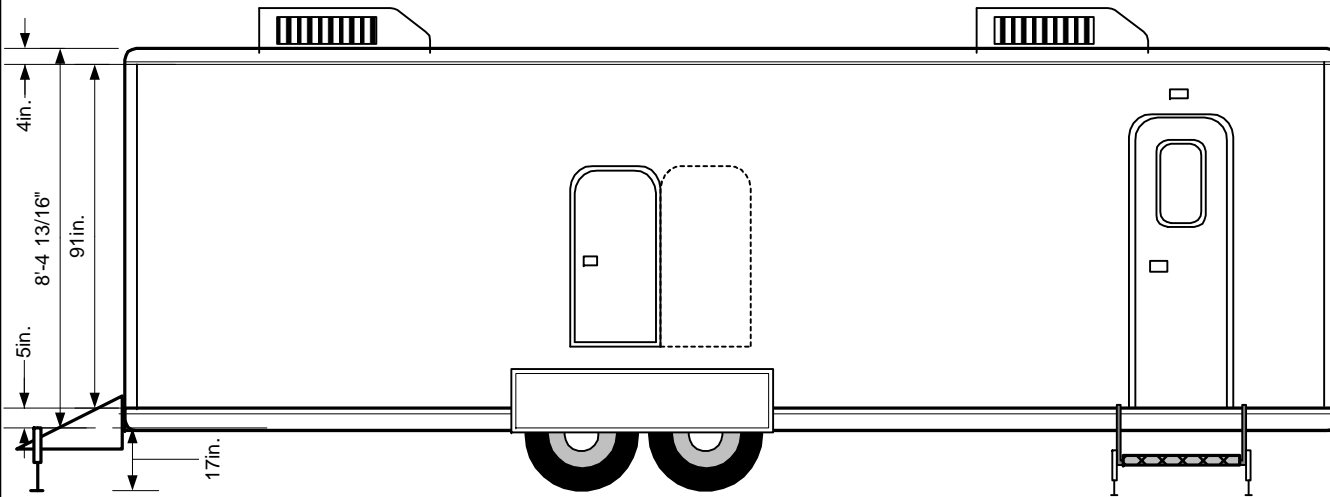
Approved by _____

www.AMSglobal.us (877) 789-1213 Copyright 2011 A.M.S. Global Inc. All rights reserved

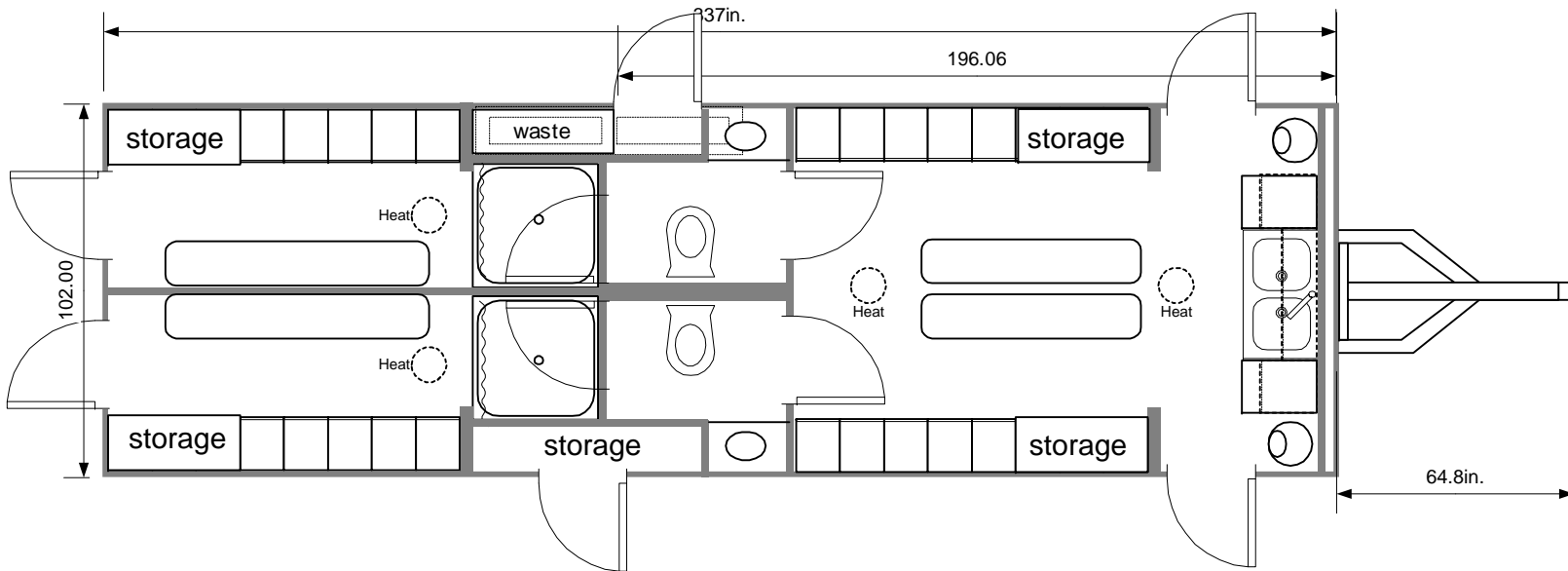


37 60 169 765

Advanced Performance APF 28 2STS 20LC



- 20 15x12x6 Zephyr Combination Lockers
- 10 NT Jets Vacuumerator and 2 Jets toilets
- 125 gallon rotationally molded waste tank (1000 flushes +/-)
- 3 one step landings & 2 rear leveling jacks
- 2 4000 LB electric Attwood front jacks
- 2 7000 pound axles with electric brakes
- Air Conditioned 30,000 BTU, heat 11000watt internal
- 6 1250 w Broan 154 ceiling heaters with thermostats
- 240 v @ 50 amp AC power required
- Heat on demand metered showers & faucets
- All metal and composite construction .040 alum. exterior
- 2 bath sinks Kitchen break area sink with cabinets
- LED 50,000 hour burn lighting
- Radiused skylight doors and auto closers 7 deadbolts
- 1.5" square tubing walls all composite and steel
- Radiant barrier double foil R15 rated
- Weblon insulated underpinning
- No wood & all electric
- Granitized tread steel floor
- Retractable tongue



This document is the property of and contains unpublished proprietary information and trade secrets of A.M.S. Global Inc. By accepting possession of the document the recipient agrees to make no copies transcriptions or any use of this document or the information contained herein except as authorized by A.M.S. Global Inc. and further agrees to safe keep this document and return in to A.M.S. Global Inc. upon demand

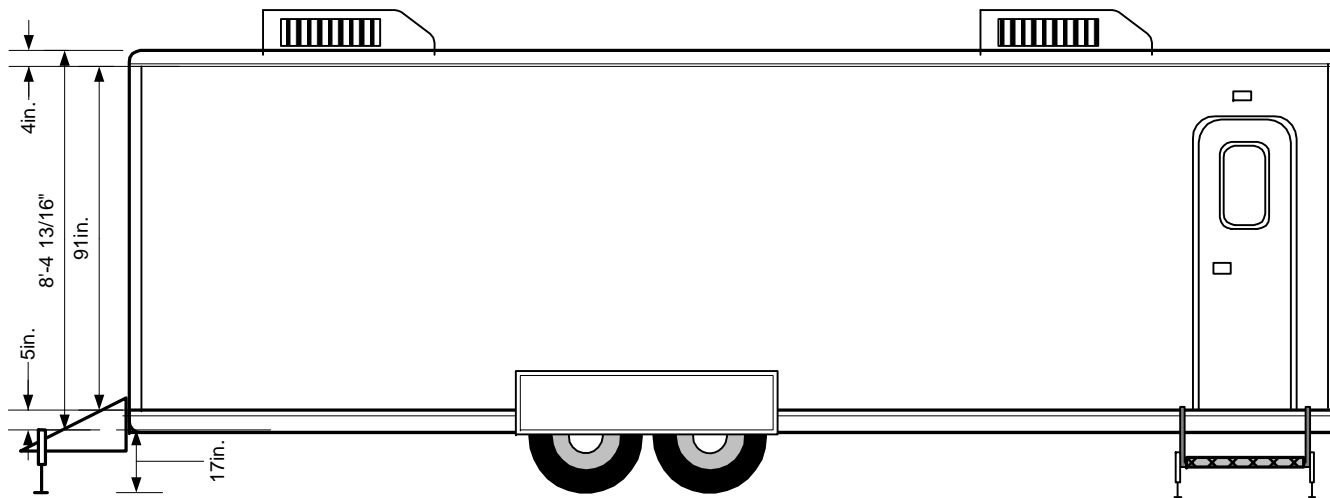
Approved by _____

www.AMSglobal.us (877) 789-1213 Copyright 2011 A.M.S. Global Inc. All rights reserved

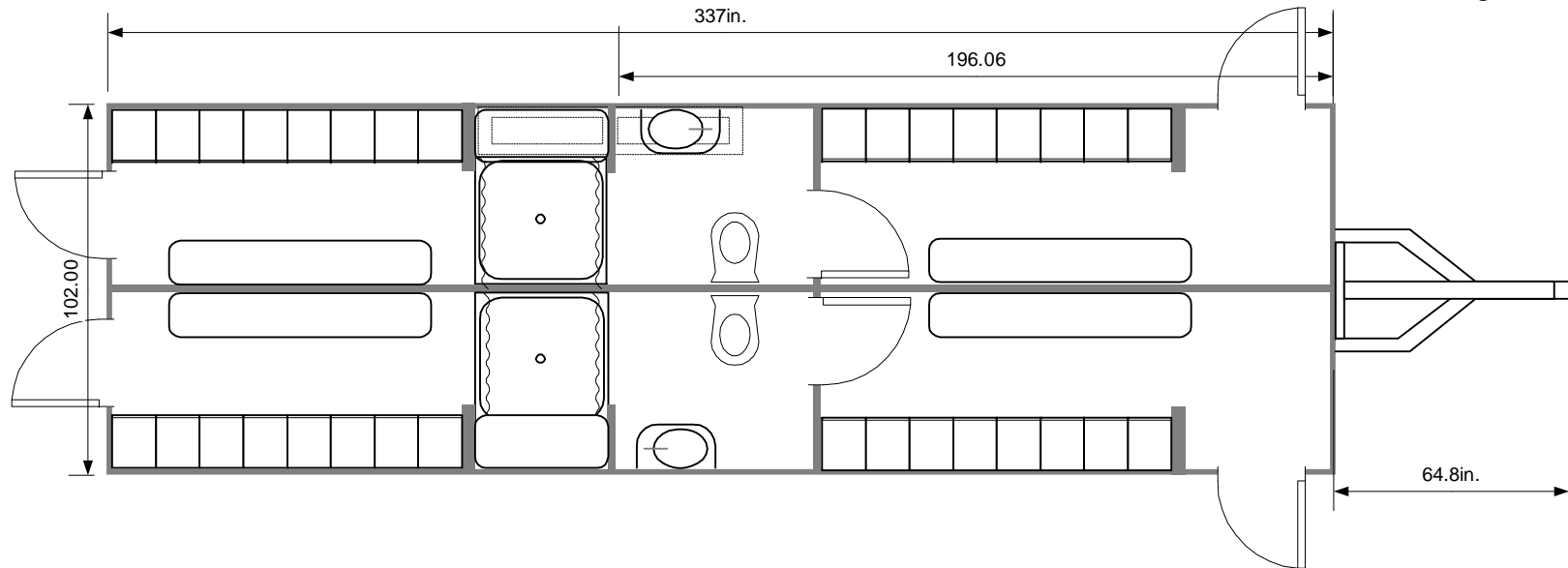


45 36989 895

Advanced Performance APF 28 2STS 64LC



- 64 15x12x48 Lockers
- 3 one step landings
- leveling jacks
- 2 6000 pound axles with electric brakes
- Air Conditioned 30,000 BTU heat 11000
- 1MB 12 volt CVS Jets Vacumerator Pump
- (1) 240 v @ 50 amp AC power required
- Heat on demand metered showers & faucets
- All metal and composite construction
- 2 Jets Marine Vacumerator Toilets 2 wall sinks
- Optima glass mat battery
- Direct connect to sewer
- Uses a pint of water per flush
- LED 100,000 hour burn lighting
- Radiused skylight doors and auto closers
- Liquefies all waste and paper
- Self Pumping to Sewer Tap
- over 100 feet w/10' head
- Retractable tongue



This document is the property of and contains unpublished proprietary information and trade secrets of A.M.S. Global Inc. By accepting possession of the document the recipient agrees to make no copies transcriptions or any use of this document or the information contained herein except as authorized by A.M.S. Global Inc. and further agrees to safe keep this document and return in to A.M.S. Global Inc. upon demand.


Approved by _____

www.AMSglobal.us (877) 789-1213 Copyright 2011 A.M.S. Global Inc. All rights reserved

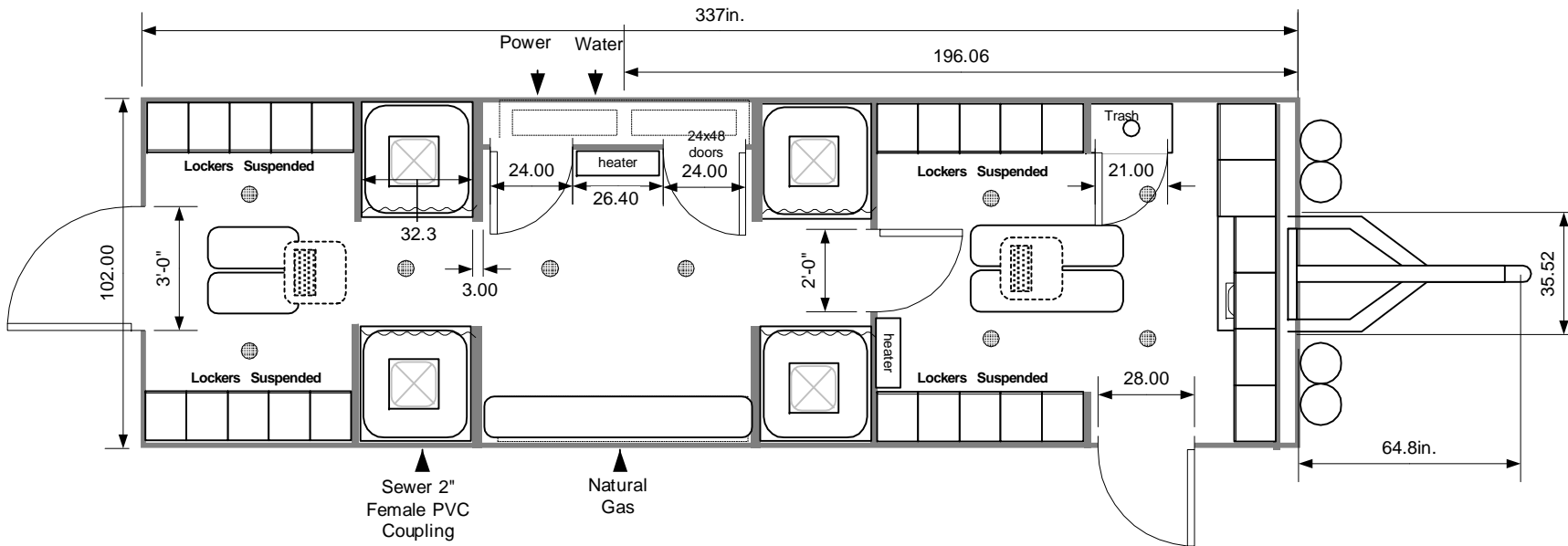


26 66058 959

Advanced Performance APF 28 4S 20LC



- 20 15x12x36 Lockers
- 2 one step landings with
- Led porch lights
- manual leveling jacks front & rear
- 2 7000 pound axles with electric brakes
- 2 15,000 BTU Air with 5500 watts heat each
- 4 Fantastic powered vents
- 2 infrared 18,000 BTU natural gas heaters
- 240 v @ 50 amp vac power required
- Gas Heat on demand metered showers (4)
- All metal and composite construction no wood
- Direct connect to sewer
- LED 50,000 hour burn lighting
- Radiused skylight doors and auto closers
- Retractable tongue & Low profile
- Bar sink. cabinets & Skylight doors
- 5 Benches and trash cabinet



This document is the property of and contains unpublished proprietary information and trade secrets of A.M.S. Global Inc. By accepting possession of the document the recipient agrees to make no copies, transcriptions or any use of this document or the information contained herein except as authorized by A.M.S. Global Inc. and further agrees to safe keep this document and return it to A.M.S. Global Inc. upon demand.


Approved by _____

www.AMSglobal.us (877) 789-1213 Copyright 2011 A.M.S. Global Inc. All rights reserved

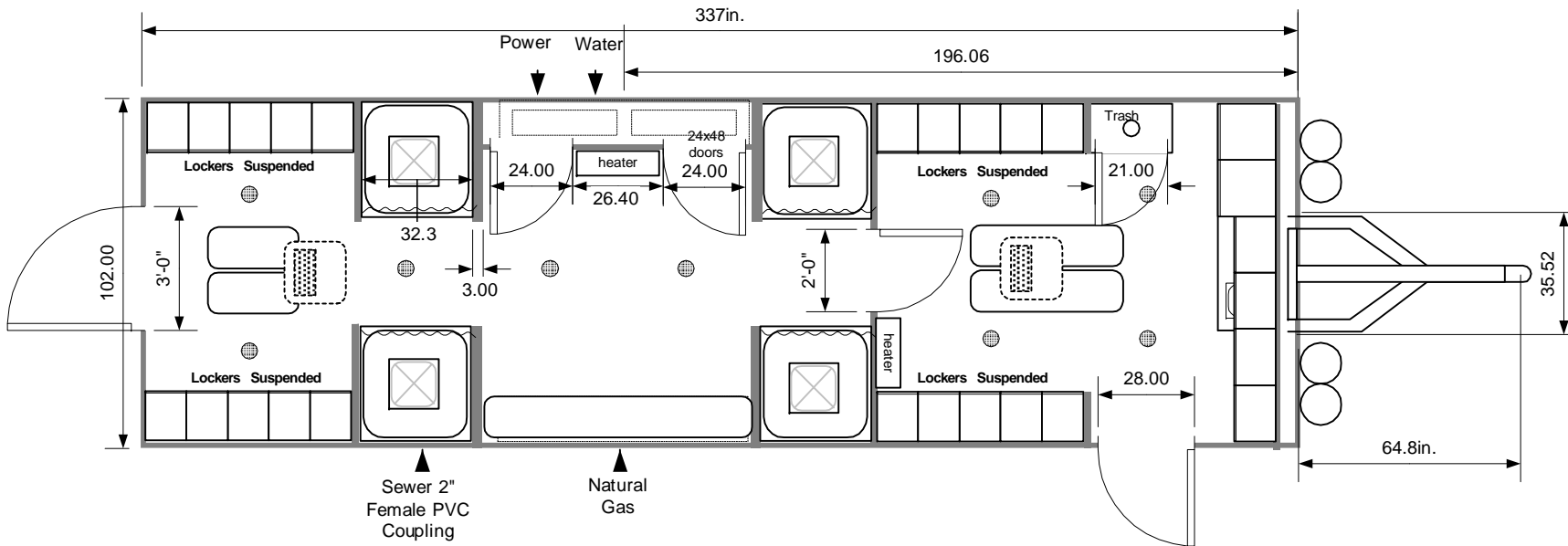


26 66058 959

Advanced Performance APF 28 4S 20LC



- 20 15x12x36 Lockers
- 2 one step landings with
- Led porch lights
- manual leveling jacks front & rear
- 2 7000 pound axles with electric brakes
- 2 15,000 BTU Air with 5500 watts heat each
- 4 Fantastic powered vents
- 2 infrared 18,000 BTU natural gas heaters
- 240 v @ 50 amp vac power required
- Gas Heat on demand metered showers (4)
- All metal and composite construction no wood
- Direct connect to sewer
- LED 50,000 hour burn lighting
- Radiused skylight doors and auto closers
- Retractable tongue & Low profile
- Bar sink. cabinets & Skylight doors
- 5 Benches and trash cabinet



This document is the property of and contains unpublished proprietary information and trade secrets of A.M.S. Global Inc. By accepting possession of the document the recipient agrees to make no copies, transcriptions or any use of this document or the information contained herein except as authorized by A.M.S. Global Inc. and further agrees to safe keep this document and return it to A.M.S. Global Inc. upon demand.


Approved by _____

www.AMSglobal.us (877) 789-1213 Copyright 2011 A.M.S. Global Inc. All rights reserved

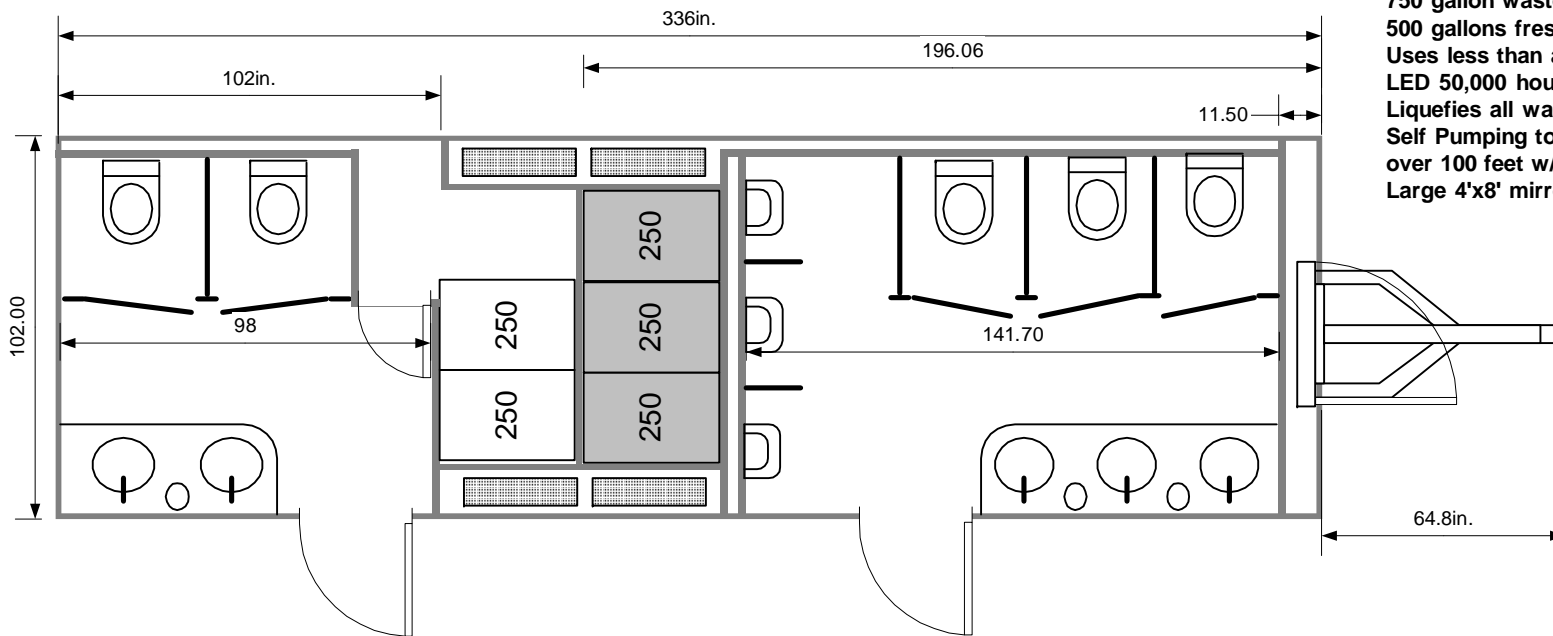


32,46763,007

Advanced Performance APF 28 5S 5T 3U



- 2 step landings
- Retractable tongue
- 2 Remote controlled leveling jacks 16,000 lb
- 2 7000 pound axles with electric brakes
- Air Conditioned 30,000 BTU heat 11000
- 15MB 24 volt Jets CVS Vacuatorator Pump
- (2) 120 v @ 20 amp AC power required
- All metal and composite construction
- 5 Jets Marine Vacuatorator Toilets 3 urinals
- Glass mat battery 17.5" 16 ply radial tires
- 750 gallon waste tank capacity +- 3000 flushes
- 500 gallons fresh water storage
- Uses less than a quart per flush
- LED 50,000 hour burn lighting
- Liquefies all waste and paper
- Self Pumping to Sewer Tap
- over 100 feet w/10' head
- Large 4'x8' mirrors



This document is the property of and contains unpublished proprietary information and trade secrets of A.M.S. Global Inc. By accepting possession of the document the recipient agrees to make no copies transcriptions or any use of this document or the information contained herein except as authorized by A.M.S. Global Inc. and further agrees to safe keep this document and return in to A.M.S. Global Inc. upon demand.


Approved by _____

www.AMSglobal.us (877) 789-1213 Copyright 2011 A.M.S. Global Inc. All rights reserved

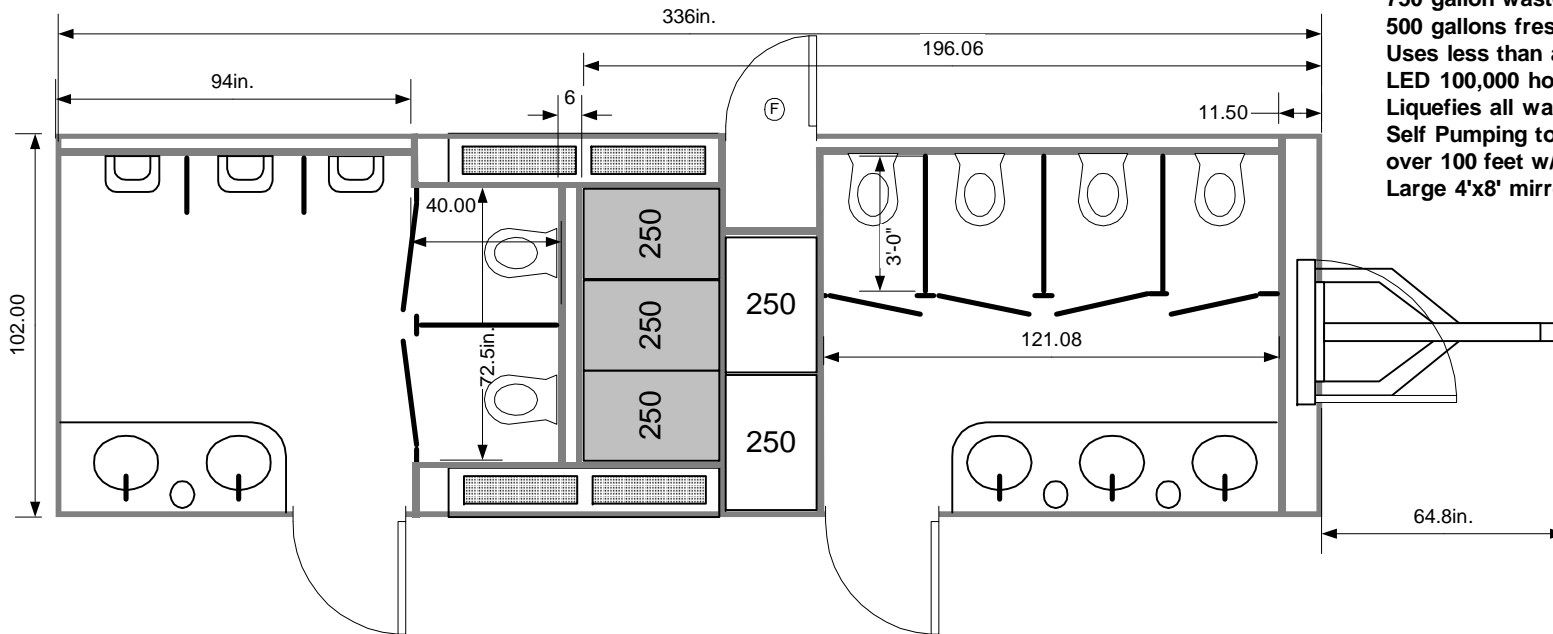


3 2 1 3 5 4 9 1 3 8

Advanced Performance APF 28 5S 6T 3U



- 2 one step landings
- Retractable tongue
- 2 Remote controlled leveling jacks 16,000 lb
- 2 7000 pound axles with electric brakes
- Air Conditioned 30,000 BTU heat 11000
- 15MB 24 volt Jets CVS Vacuulator Pump
- (2) 120 v @ 20 amp AC power required
- All metal and composite construction
- 6 Jets Marine Vacuulator Toilets 3 urinals
- Two Optima glass mat batteries
- 750 gallon waste tank capacity +- 4000 flushes
- 500 gallons fresh water storage
- Uses less than a quart per flush
- LED 100,000 hour burn lighting
- Liquefies all waste and paper
- Self Pumping to Sewer Tap
- over 100 feet w/10' head
- Large 4'x8' mirrors



This document is the property of and contains unpublished proprietary information and trade secrets of A.M.S. Global Inc. By accepting possession of the document the recipient agrees to make no copies transcriptions or any use of this document or the information contained herein except as authorized by A.M.S. Global Inc. and further agrees to safe keep this document and return in to A.M.S. Global Inc. upon demand.


Approved by _____

www.AMSglobal.us (877) 789-1213 Copyright 2011 A.M.S. Global Inc. All rights reserved

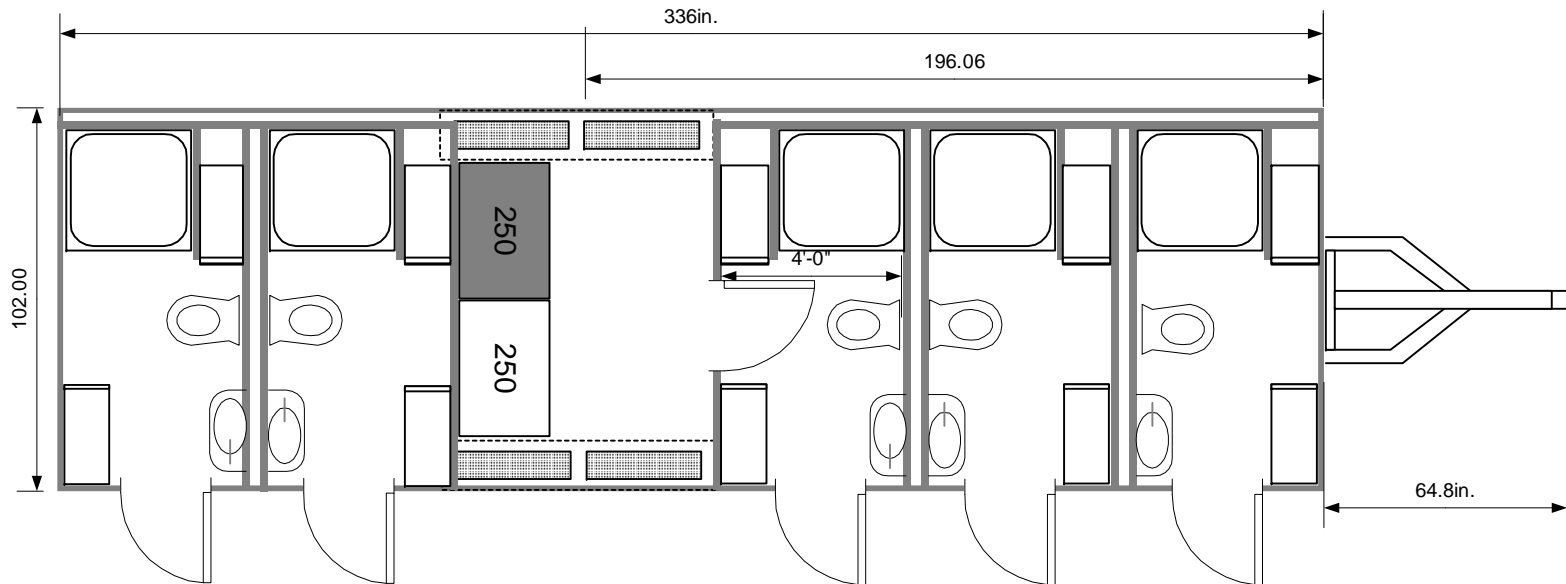


45 36989 895

Advanced Performance APF 28 5STS 20LC



- 20 24x12x48 Lockers
- 5 one step landings
- 2 Remote controlled leveling jacks 16,000 lb
- 2 7000 pound axles with electric brakes
- Air Conditioned 30,000 BTU heat 11000
- 1MB 12 volt CVS Jets Vacumerator Pump
- (1) 240 v @ 50 amp AC power required
- Heat on demand metered showers & faucets
- All metal and composite construction
- 5 Jets Marine Vacumerator Toilets 5 wall sinks
- 2 Optima glass mat batteries
- 250 gallon waste tank capacity +- 2000 flushes
- 250 gallon fresh water storage
- Uses less than a quart per flush
- LED 100,000 hour burn lighting
- Radiused skylight doors and auto closers
- Liquefies all waste and paper
- Self Pumping to Sewer Tap
- over 100 feet w/10' head



This document is the property of and contains unpublished proprietary information and trade secrets of A.M.S. Global Inc. By accepting possession of this document the recipient agrees to make no copies transcriptions or any use of this document or the information contained herein except as authorized by A.M.S. Global Inc. and further agrees to safe keep this document and return in to A.M.S. Global Inc. upon demand.


Approved by _____

www.AMSglobal.us (877) 789-1213 Copyright 2011 A.M.S. Global Inc. All rights reserved

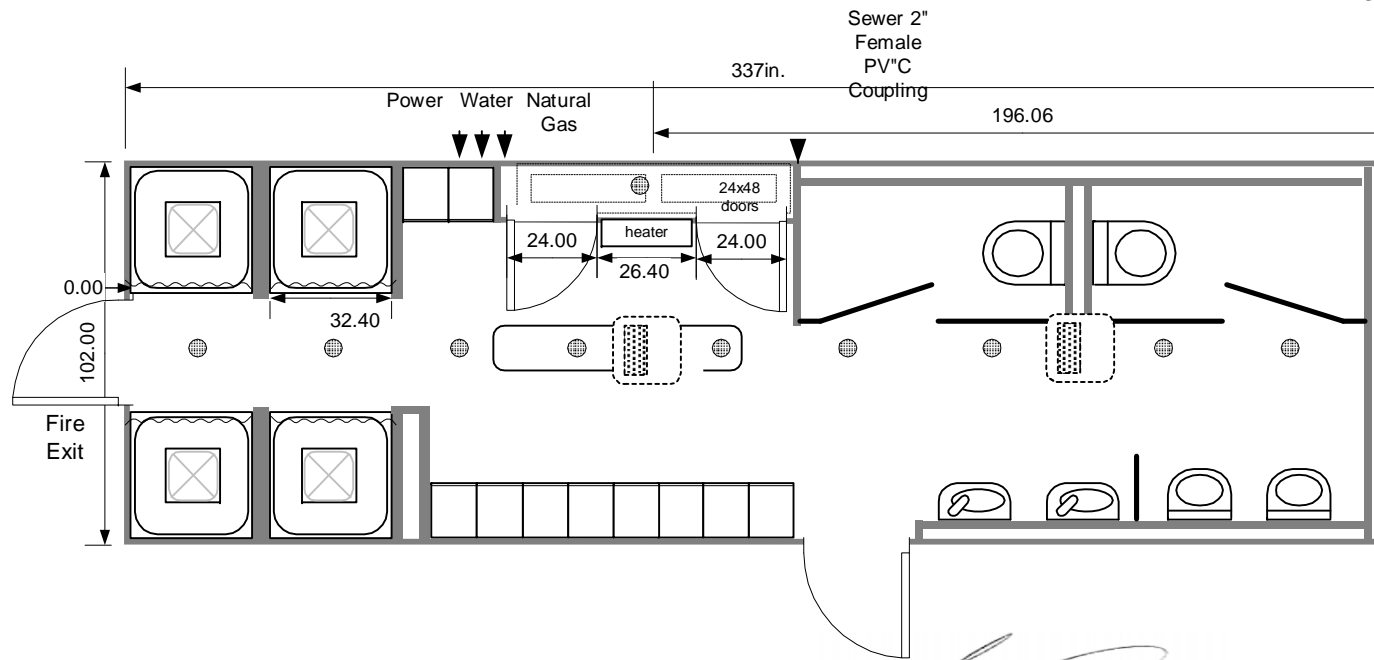


26 66058 959

Advanced Performance 28 2ST4S2U 20LC Gas



- 200 12x12x36 DoubleLockers
- 2 two step landing
- Led porch lights
- manual leveling jacks front & rear
- 2 7000 pound axles with electric brakes
- 2 15,000 BTU Air with 5500 BTU heat each
- 4 Fantastic powered vents
- 1 infrared 18,000 BTU natural gas heaters
- 240 v @ 50 amp vac power required
- Gas Heat on demand metered showers (4)
- All metal and composite construction no wood
- Jets (TM) Direct connect to sewer toilets
- Will pump to sewer over 100 yds Pint per flush
- LED 50,000 hour burn lighting
- Radiused skylight doors and auto closers
- Retractable tongue & Low profile
- Skylight doors & 2 pocelain wall sinks 2 urinals
- Stainless steel fixtures & 1 Large Benche



This is a vehicle and falls under the jurisdiction of **The Department of Transportation**. There are no sleeping accommodations and therefore it is classified as utility vehicle. This vehicle is built to the highest standards of the NATM and certified therein. International Building Codes are adhered to as applicable to vehicles. This is not a modular building or in any way designed as a permanent structure. **B11 7851320**

ISO 3780
WMI Code 1A9
WMI extension 898

This document is the property of and contains unpublished proprietary information and trade secrets of A.M.S. Global Inc. By accepting possession of the document the recipient agrees to make no copies transcriptions or any use of this document or the information contained herein except as authorized by A.M.S. Global Inc. and further agrees to safe keep this document and return in to A.M.S. Global Inc. upon demand.

Approved by

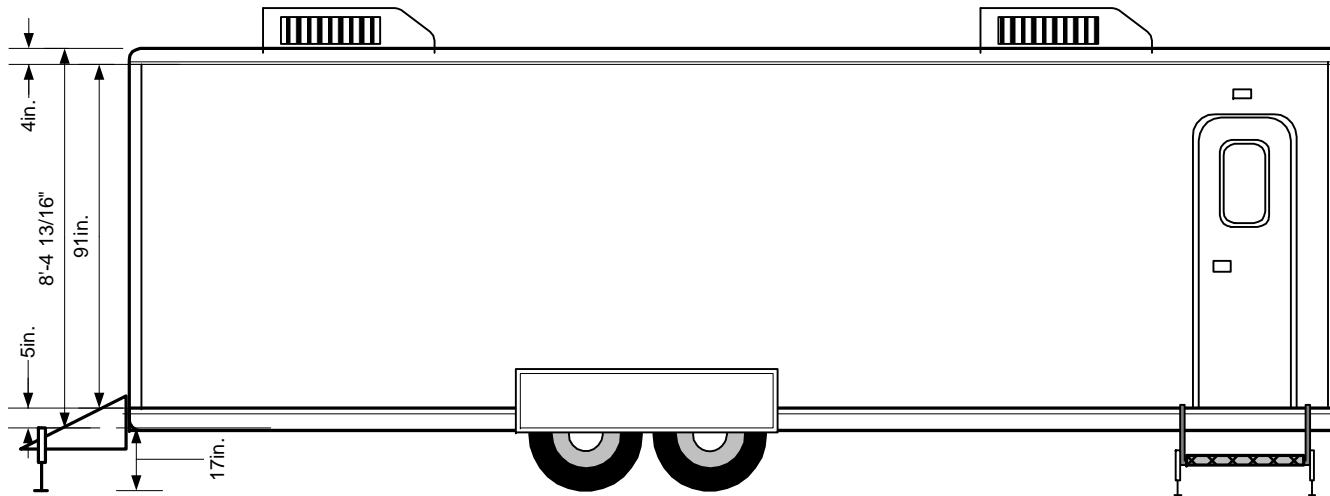
ID 1A9G1UH27ED898215

www.AMSglobal.us (877) 789-1213 Copyright 2011 A.M.S. Global Inc. All rights reserved

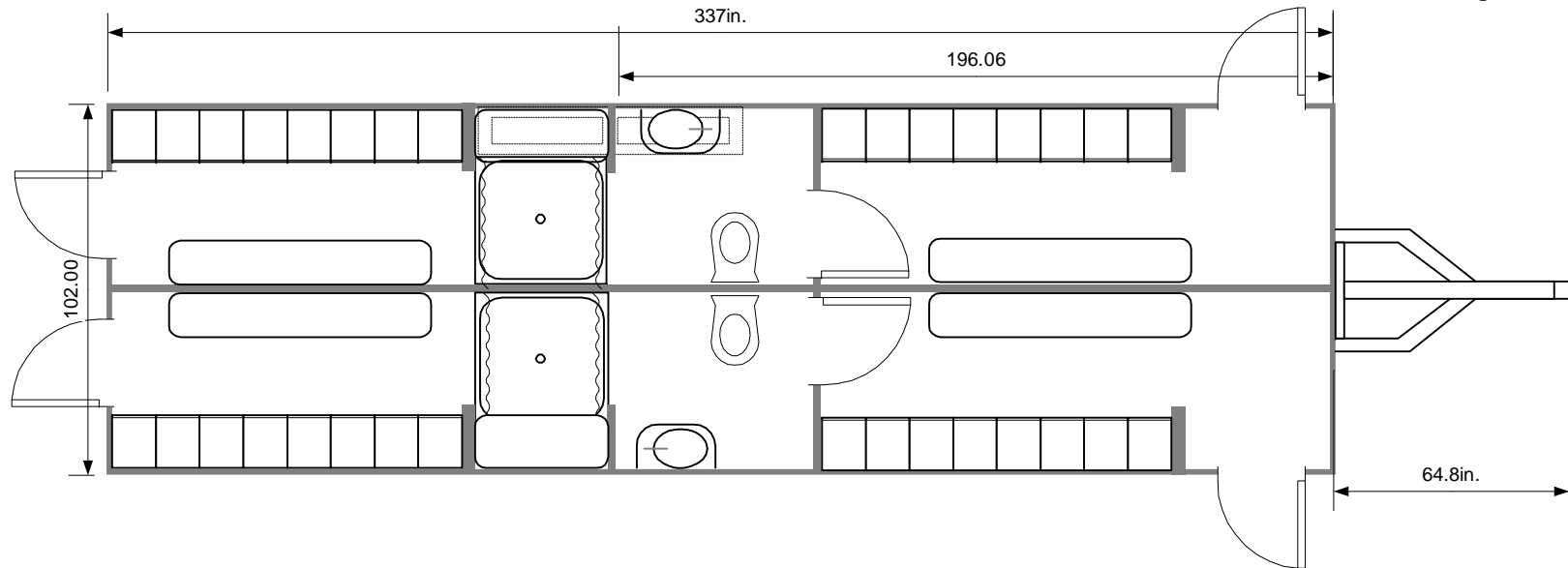


45 36989 895

Advanced Performance 28 2STS 64LC



- 64 15x12x48 Lockers
- 3 one step landings
- leveling jacks
- 2 6000 pound axles with electric brakes
- Air Conditioned 30,000 BTU heat 11000
- 1MB 12 volt CVS Jets Vacumerator Pump
- (1) 240 v @ 50 amp AC power required
- Heat on demand metered showers & faucets
- All metal and composite construction
- 2 Jets Marine Vacumerator Toilets 2 wall sinks
- Optima glass mat battery
- Direct connect to sewer
- Uses a pint of water per flush
- LED 100,000 hour burn lighting
- Radiused skylight doors and auto closers
- Liquefies all waste and paper
- Self Pumping to Sewer Tap
- over 100 feet w/10' head
- Retractable tongue



This document is the property of and contains unpublished proprietary information and trade secrets of A.M.S. Global Inc. By accepting possession of the document the recipient agrees to make no copies transcriptions or any use of this document or the information contained herein except as authorized by A.M.S. Global Inc. and further agrees to safe keep this document and return in to A.M.S. Global Inc. upon demand.


Approved by _____

www.AMSglobal.us (877) 789-1213 Copyright 2011 A.M.S. Global Inc. All rights reserved



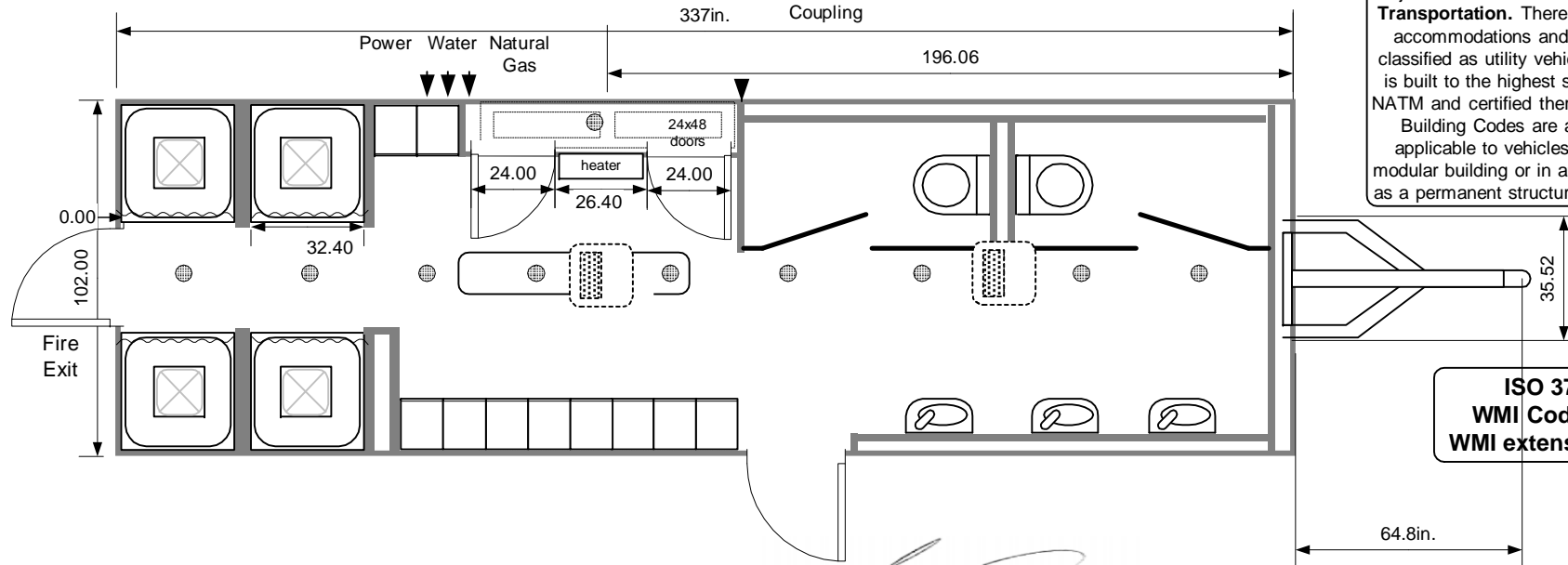
26 66058 959

Advanced Performance 28 3S 2T 4S 20LC Gas



- 200 12x12x36 DoubleLockers
- 2 two step landing
- Led porch lights
- manual leveling jacks front & rear
- 2 7000 pound axles with electric brakes
- 2 15,000 BTU Air with 5500 BTU heat each
- 4 Fantastic powered vents
- 1 infrared 18,000 BTU natural gas heaters
- 240 v @ 50 amp vac power required
- Gas Heat on demand metered showers (4)
- All metal and composite construction no wood
- Jets (TM) Direct connect to sewer toilets
- Will pump to sewer over 100 yds Pint per flush
- LED 50,000 hour burn lighting
- Radiused skylight doors and auto closers
- Retractable tongue & Low profile
- Skylight doors & 2 pocelain wall sinks 2 urinals
- Stainless steel fixtures & 1 Large Benche

Sewer 2" Female PVC Coupling



This is a vehicle and falls under the jurisdiction of **The Department of Transportation**. There are no sleeping accommodations and therefore it is classified as utility vehicle. This vehicle is built to the highest standards of the NATM and certified therein. International Building Codes are adhered to as applicable to vehicles. This is not a modular building or in any way designed as a permanent structure. **B11 7851320**

ISO 3780
WMI Code 1A9
WMI extension 898

This document is the property of and contains unpublished proprietary information and trade secrets of A.M.S. Global Inc. By accepting possession of the document the recipient agrees to make no copies transcriptions or any use of this document or the information contained herein except as authorized by A.M.S. Global Inc. and further agrees to safe keep this document and return in to A.M.S. Global Inc. upon demand.

Approved by

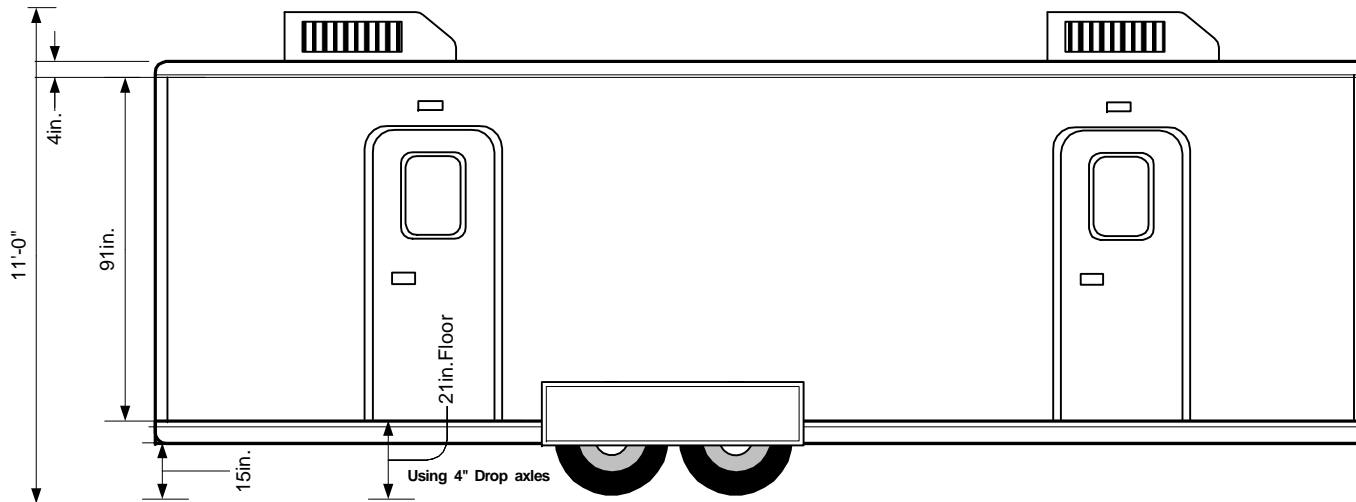
ID 1A9G1UH27ED898215

www.AMSglobal.us (877) 789-1213 Copyright 2011 A.M.S. Global Inc. All rights reserved

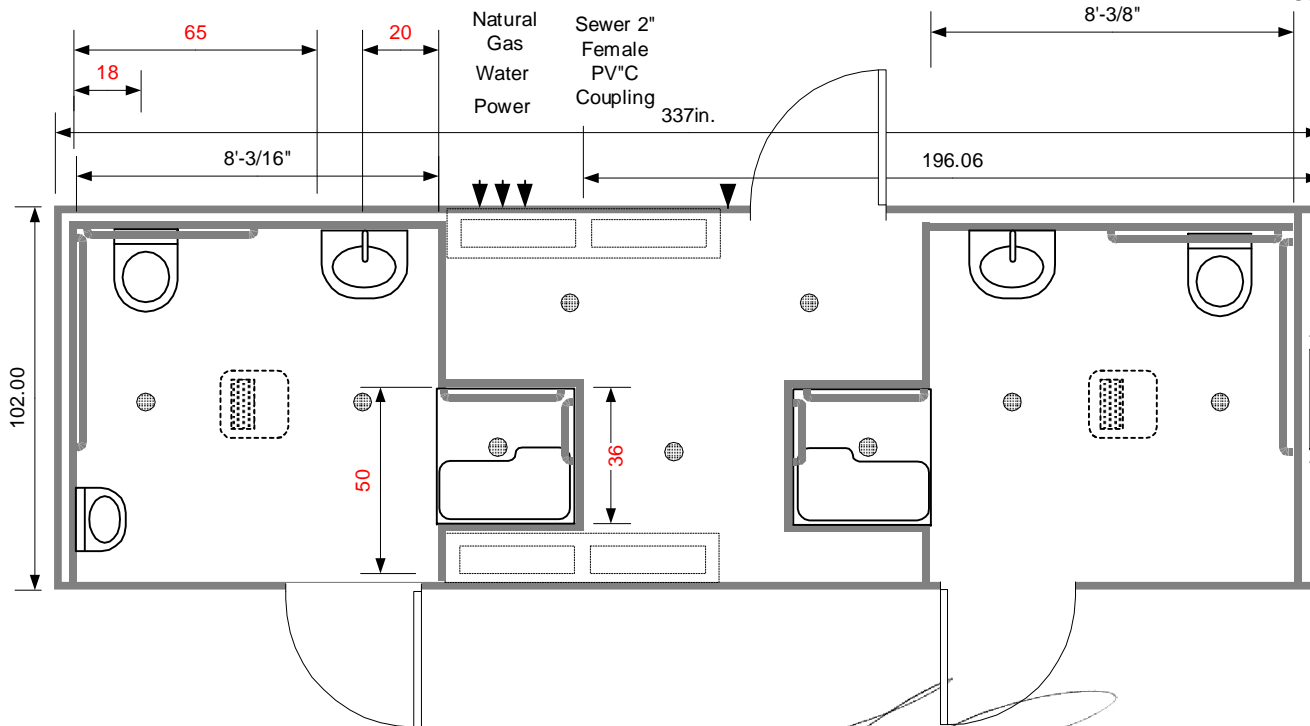


26 66059 009

Advanced Performance 28 ADA 2STS1U Gas



- Led porch lights
- manual leveling jacks front & rear
- 2 7000 pound axles with electric brakes
- 2 15,000 BTU Air with 5500 BTU heat each
- 1 infrared 18,000 BTU natural gas heaters
- 240 v @ 50 amp vac power required
- Gas Heat on demand metered showers (2)
- All metal and composite construction no wood
- Jets (TM) Direct connect to sewer
- Wall hung toilets
- Will pump to sewer over 100 yds Pint per flush
- LED 50,000 hour burn lighting
- Radiused skylight doors and auto closers
- Retractable tongue & Low profile
- Skylight doors & 2 pocelain wall sinks 1 Urinal
- Stainless steel fixtures & 2 ADA Benches



This is a vehicle and falls under the jurisdiction of **The Department of Transportation**. There are no sleeping accommodations and therefore it is classified as utility vehicle. This vehicle is built to the highest standards of the NATM and certified therein. International Building Codes are adhered to as applicable to vehicles. This is not a modular building or in any way designed as a permanent structure. **B11 7851320**

ISO 3780
WMI Code 1A9
WMI extension 898

This document is the property of and contains unpublished proprietary information and trade secrets of A.M.S. Global Inc. By accepting possession of the document the recipient agrees to make no copies transcriptions or any use of this document or the information contained herein except as authorized by A.M.S. Global Inc. and further agrees to safe keep this document and return in to A.M.S. Global Inc. upon demand.

Approved by _____

ID 1A9G1UH27ED898215

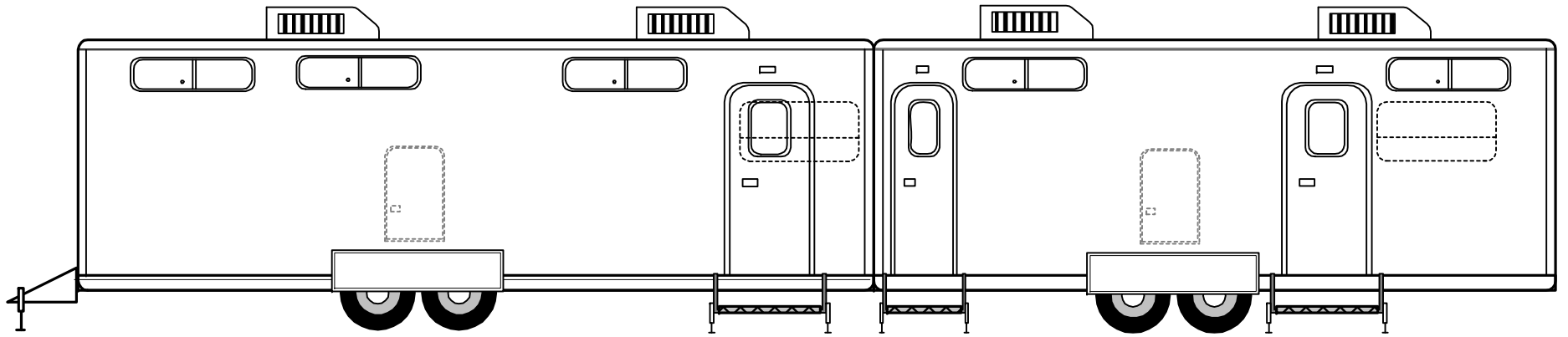
www.AMSglobal.us (877) 789-1213 Copyright 2011 A.M.S. Global Inc. All rights reserved



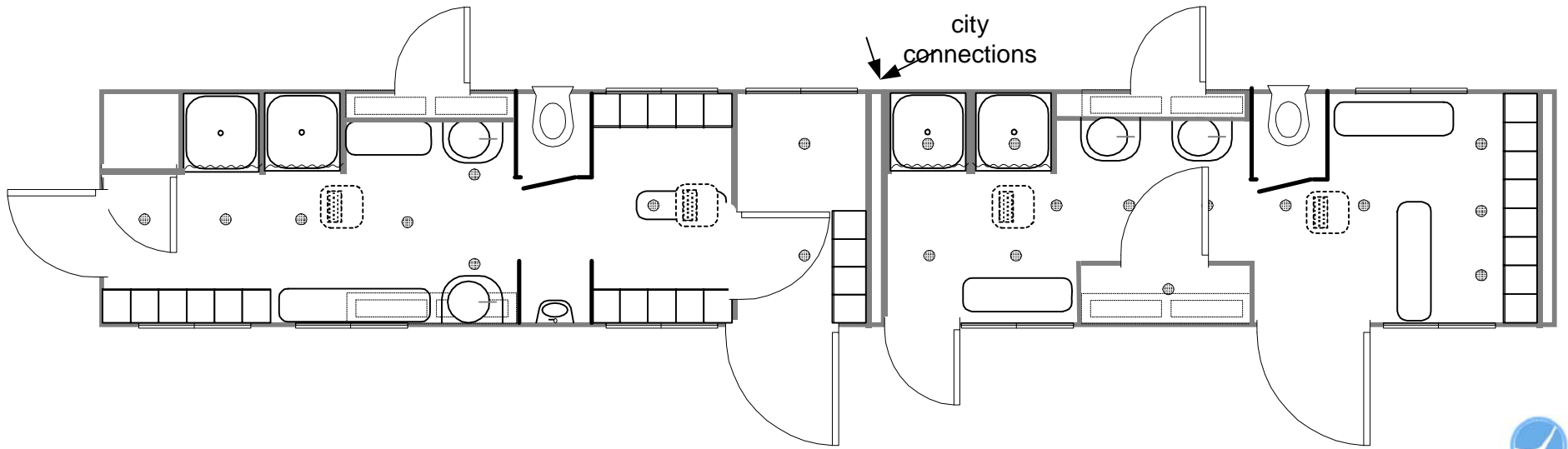
25 9 1449 334

Advanced Performance 28 2S1T2S 20LC + Office

Advanced Performance 24 2S1T2S 16LC



52'



This document is the property of and contains unpublished proprietary information and trade secrets of A.M.S. Global Inc. By accepting possession of this document the recipient agrees to make no copies, transcriptions or any use of this document or the information contained herein except as authorized by A.M.S. Global Inc. and further agrees to safe keep this document and return it to A.M.S. Global Inc. upon demand.

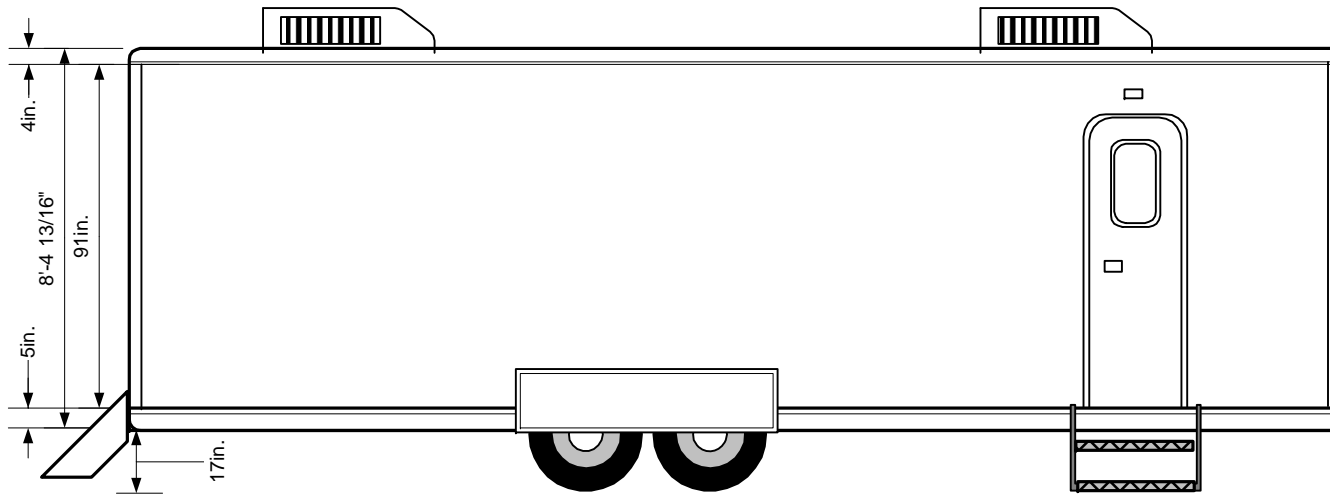
Approved by _____

www.AMSglobal.us (877) 789-1213 Copyright 2011 A.M.S. Global Inc. All rights reserved

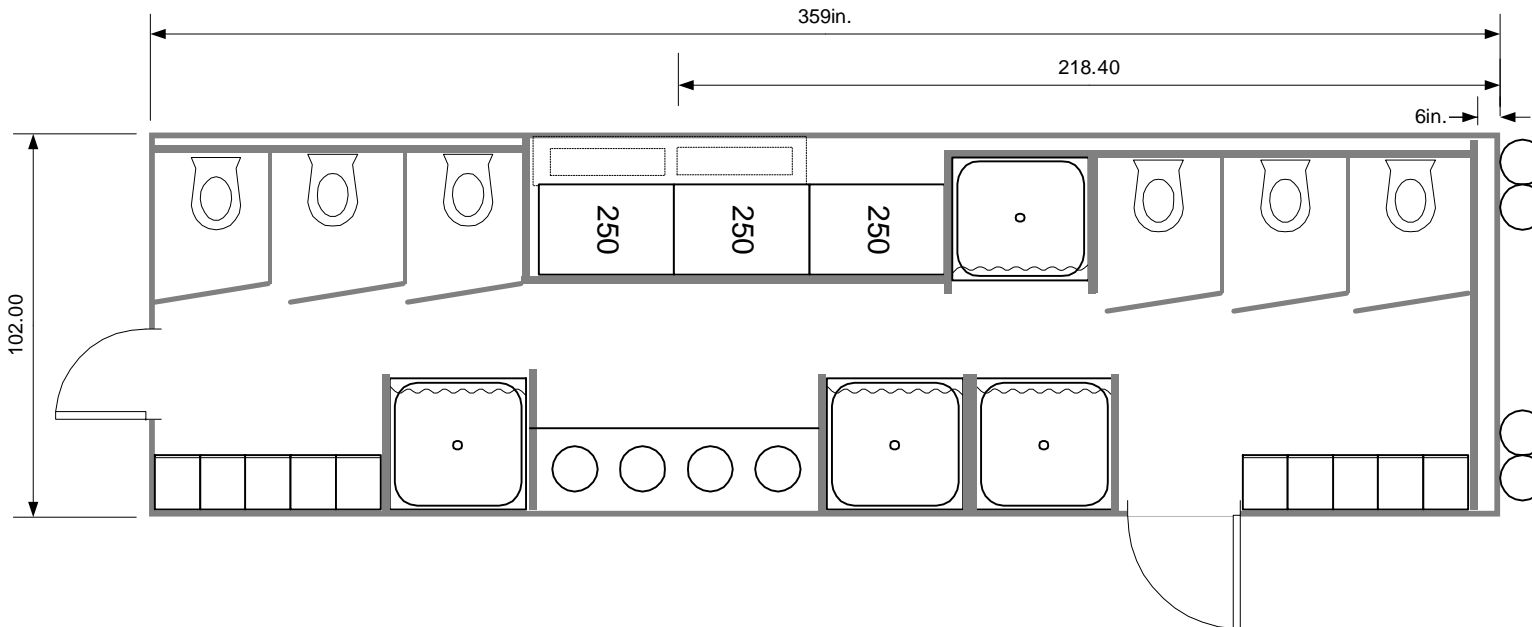


45 36989 895

APF 30 4S6T4S 10LC



- 10 15x12x48 Lockers
- 2 two step landings
- leveling jacks
- 2 8000 pound axles with electric brakes
- Air Conditioned 30,000 BTU heat 11000
- 15MB 240 volt CVS Jets Vacuomotor Pump
- (1) 240 v @ 50 amp AC power required
- 4 Heat on demand metered showers & faucets
- All metal and composite construction
- 6 Jets Marine Vacuomotor Toilets 4l sinks
- Trojan glass mat battery
- 750 gl water tanks
- Uses less than quart of water per flush
- LED 50,000 hour burn lighting
- Radiused skylight doors and auto closers
- Liquefies all waste and paper
- Self Pumping to Sewer Tap
- over 100 feet w/10' head
- Retractable tongue



This document is the property of and contains unpublished proprietary information and trade secrets of A.M.S. Global Inc. By accepting possession of the document the recipient agrees to make no copies transcriptions or any use of this document or the information contained herein except as authorized by A.M.S. Global Inc. and further agrees to safe keep this document and return in to A.M.S. Global Inc. upon demand.

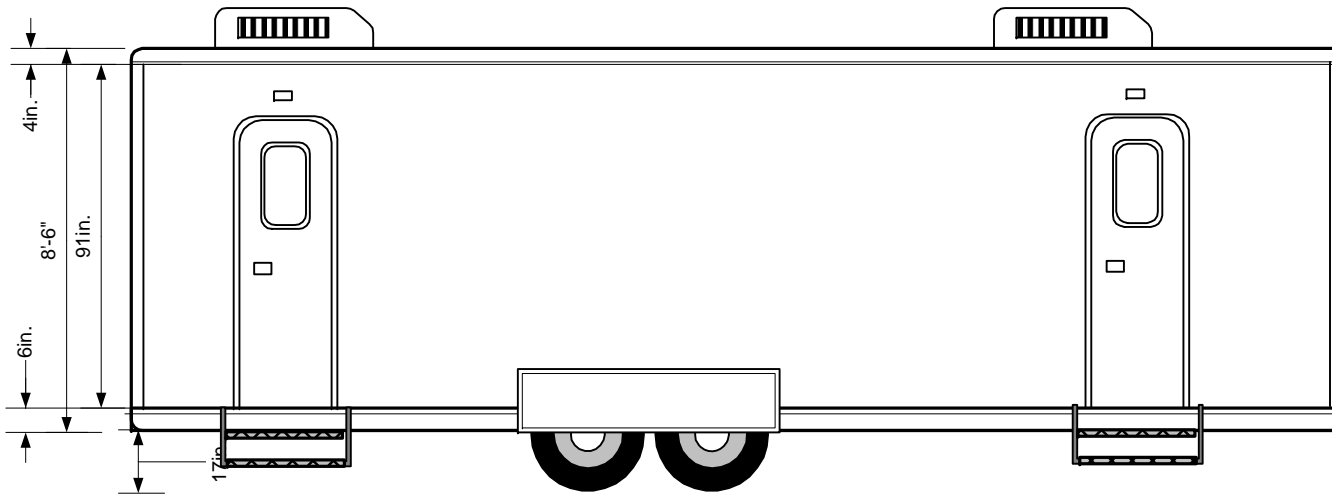
Approved by _____

www.AMSglobal.us (877) 789-1213 Copyright 2011 A.M.S. Global Inc. All rights reserved

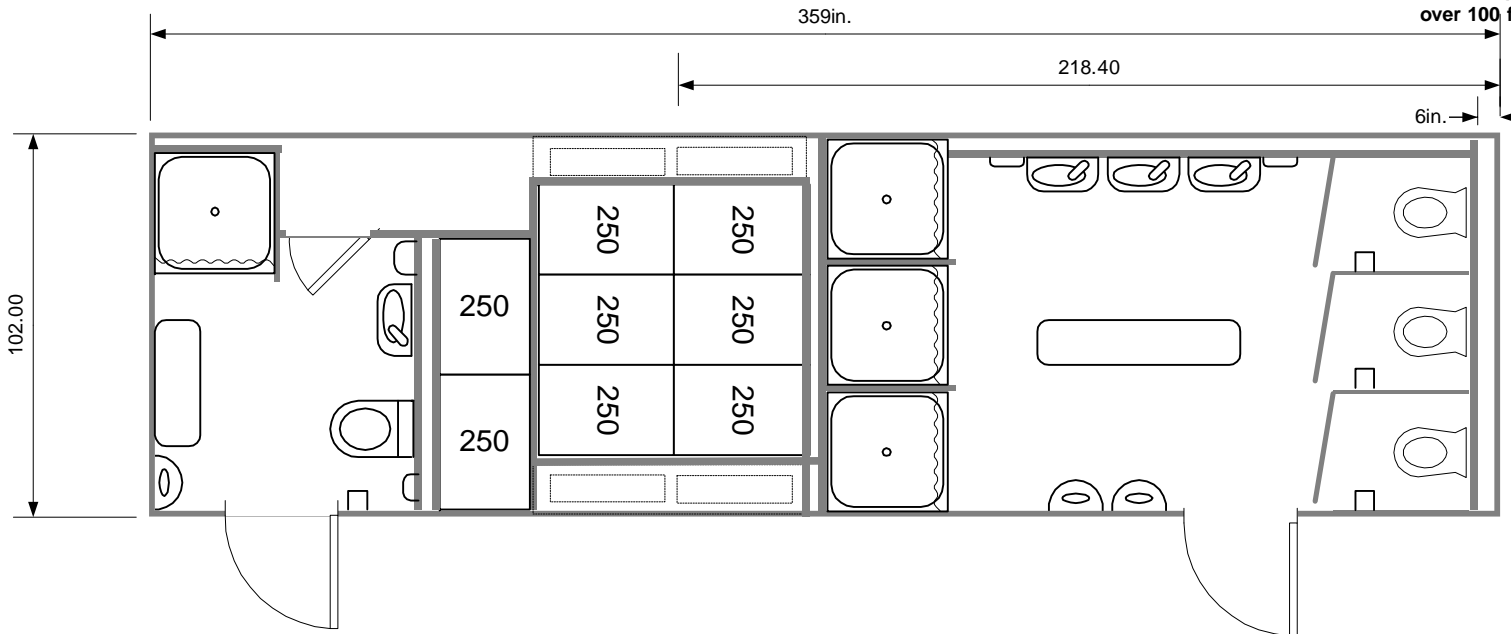


45 36989 895

APF 30 4S6T4S 10LC



- 2 two step landings
- 6 stabilising jacks
- 2 8000 pound axles with electric brakes
- 15MB 240 volt CVS Jets Vacuerator Pump
- (2) 240 v @ 50 amp AC power required
- 4 Heat on demand metered showers & faucets
- 1.5" spray foam sealed exterior walls & ceiling
- All metal and composite construction
- 4 Jets Marine Vacuerator Toilets 4 sinks
- Metered Faucets and shower valves
- 80 Gal. Lifetime 5500-Watt Electric Water Heater with Durable 316l Stainless Steel Tank
- Two DH37 Ducted Heaters @ appx. 40,000 btu
- Two 15,000 Dometic heat pumps
- Trojan glass mat battery
- 1000 gl water tanks 1000 gl waste tanks
- Uses less than quart of water per flush
- LED 50,000 hour burn lighting
- Radiused skylight doors and auto closers
- Liquefies all waste and paper
- Self Pumping to Sewer Tap or tanks over 100 feet w/10' head



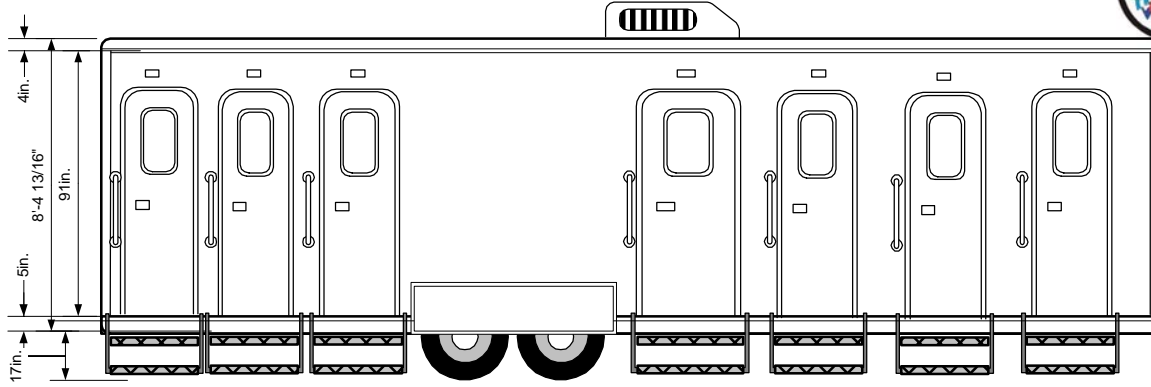
This document is the property of and contains unpublished proprietary information and trade secrets of A.M.S. Global Inc. By accepting possession of the document the recipient agrees to make no copies transcriptions or any use of this document or the information contained herein except as authorized by A.M.S. Global Inc. and further agrees to safe keep this document and return in to A.M.S. Global Inc. upon demand.

Approved by _____

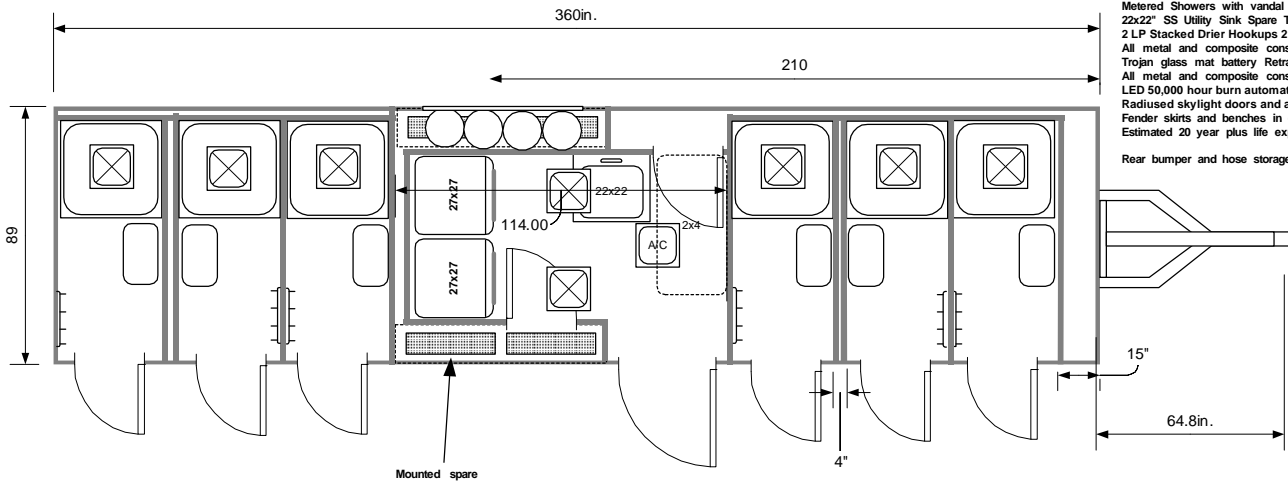
www.AMSglobal.us (877) 789-1213 Copyright 2011 A.M.S. Global Inc. All rights reserved



Advanced Performance 30 6S 2WD



- 7 attached 2 step landings
 - 2 4000# power leveling jacks
 - 2 7000 pound axles with electric brakes
 - 8 Fantastic Power vents 15,000 BTU Ducted A/C
 - (1) 120 v @ 30 amp AC power required
 - LP Heat on demand metered showers & faucets
 - 4 40# LP bottles 7 Stainless Steel Grab Bars
 - Metered Showers with vandal proof heads
 - 22x22" SS Utility Sink Spare Tire internally mounted
 - 2 LP Stacked Drier Hookups 2 Washer hookups
 - All metal and composite construction
 - Trojan glass mat battery Retractable tongue
 - All metal and composite construction
 - LED 50,000 hour burn automatic lighting & Entry
 - Radiused skylight doors and auto closers
 - Fender skirts and benches in each shower
 - Estimated 20 year plus life expectancy
- Rear bumper and hose storage box



This document is the property of and contains unpublished proprietary information and trade secrets of A.M.S. Global Inc. By accepting possession of the document the recipient agrees to make no copies transcriptions or any use of this document or the information contained herein except as authorized by A.M.S. Global Inc. and further agrees to safe keep this document and return in to A.M.S. Global Inc. upon demand.

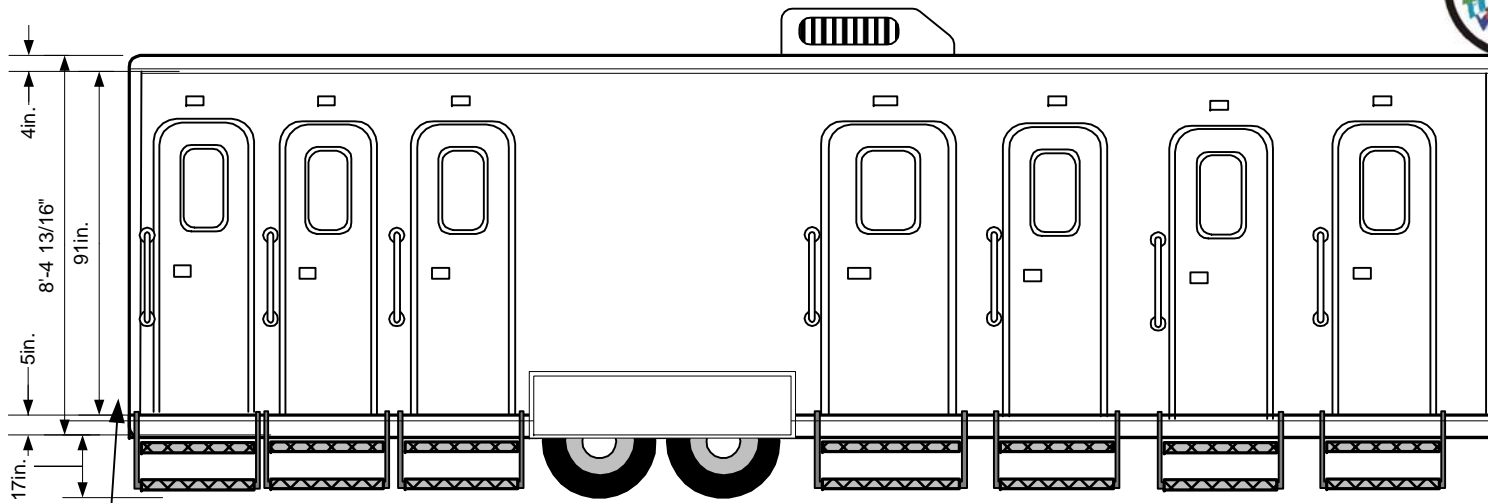
Approved by _____

www.AMSglobal.us (877) 789-1213 Copyright 2011 A.M.S. Global Inc. All rights reserved



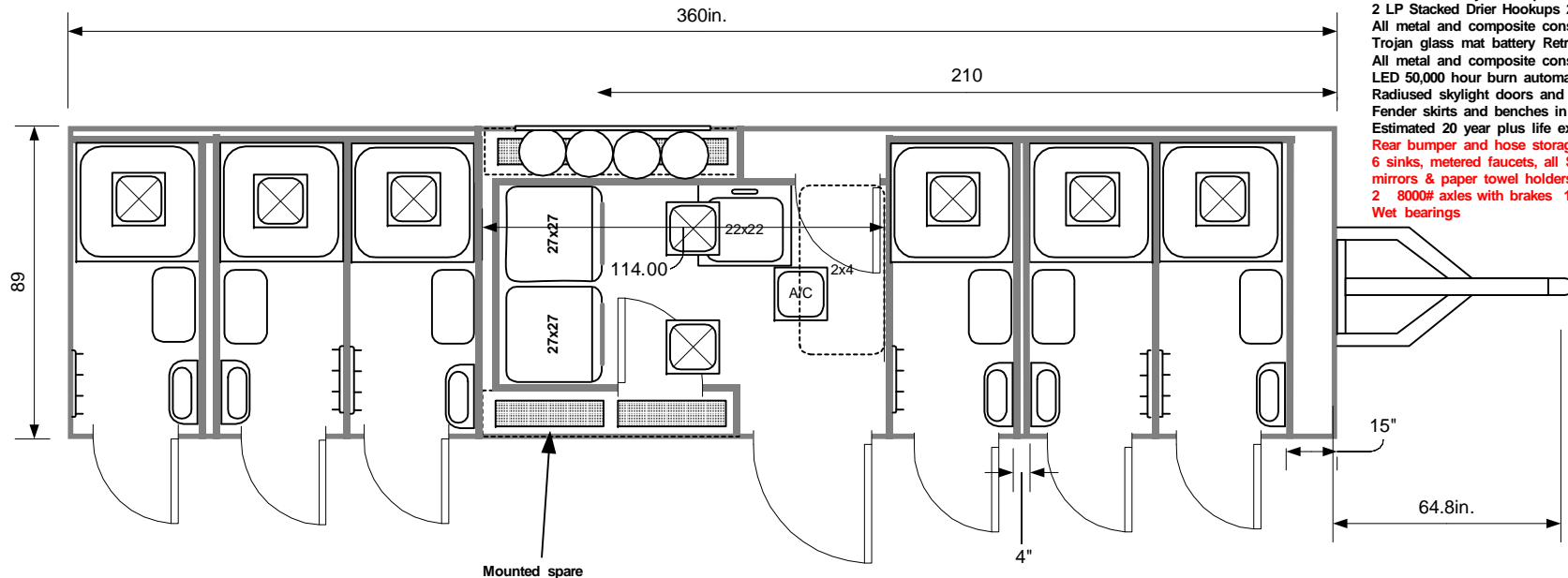
46 3 1 66 8 1 3

Advanced Performance 30 6SS 2WD



Aluminium Box
6' x 16" x 18"

- 7 attached 2 step landings
- 2 4000# power leveling jacks
- 2 7000 pound axles with electric brakes
- 8 Fantastic Power vents 15,000 BTU Ducted A/C
- (1) 120 v @ 30 amp AC power required
- LP Heat on demand metered showers & faucets
- 4 40# LP bottles 7 Stainless Steel Grab Bars
- Metered Showers with vandal proof heads
- 2 LP Stacked Drier Hookups 2 Washer hookups
- 22x22" SS Utility Sink Spare Tire internally mounted
- All metal and composite construction
- Trojan glass mat battery Retractable tongue
- All metal and composite construction
- LED 50,000 hour burn automatic lighting & Entry
- Radiused skylight doors and auto closers
- Fender skirts and benches in each shower
- Estimated 20 year plus life expectancy
- Rear bumper and hose storage
- 6 sinks, metered faucets, all SS soap dispensers, mirrors & paper towel holders
- 2 8000# axles with brakes 17.5" wheels
- Wet bearings



Mounted spare

This document is the property of and contains unpublished proprietary information and trade secrets of A.M.S. Global Inc. By accepting possession of the document the recipient agrees to make no copies transcriptions or any use of this document or the information contained herein except as authorized by A.M.S. Global Inc. and further agrees to safe keep this document and return in to A.M.S. Global Inc. upon demand.

Approved by _____

www.AMSglobal.us (877) 789-1213 Copyright 2011 A.M.S. Global Inc. All rights reserved

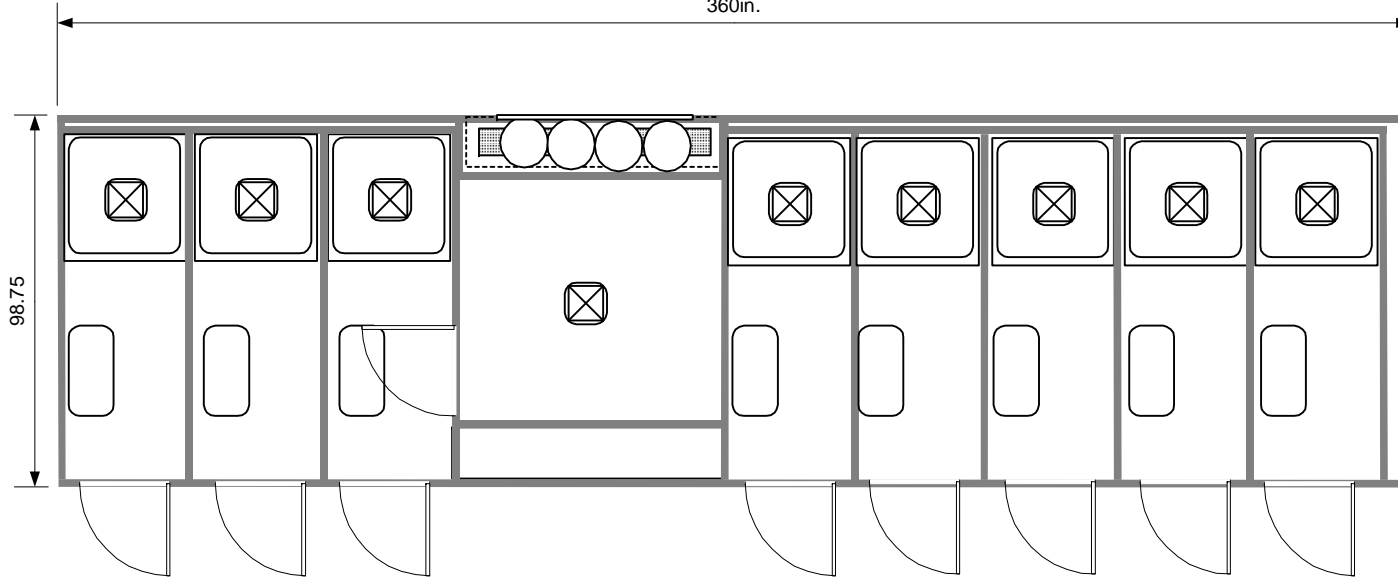


32 30065 340


APF 30 8S



360in.



- Steel frame, floor and .04 aluminum exterior
- All composite and metal construction-No Wood
- Vandal Proof shower heads
- 9 Turbo ventilation fans
- All porcelain wall hung sinks
- Vacant Occupied indicating deadbolts
- All led lighting and trailer lights
- Propane heat on demand hot water
- Four 40# LP tanks
- 1.5GPM Metered faucets and shower valves
- Obscure windows in radius doors
- LED 50,000 hour burn lighting and trailer lighting
- 30amp @120 power required
- 8 stationary benches in shower rooms
- 8 Aluminium step landings
- 8 Handrails 4 levelers Spare
- 8 outdoor closers 8 Acrylic Cloth shower curtains
- 8 Chrome soap holders
- Folding tounge



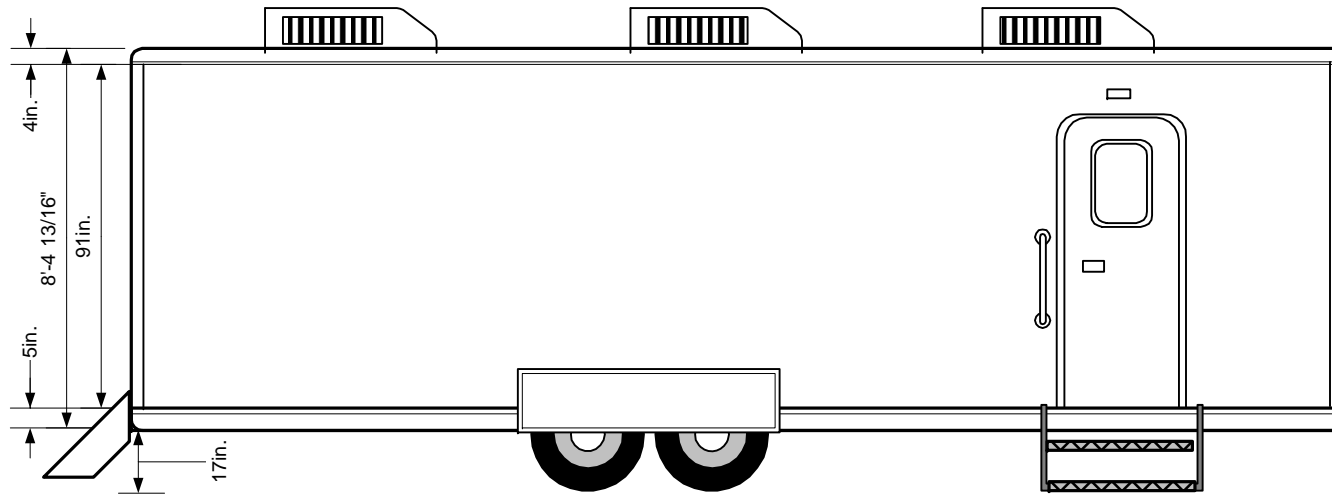
This document is the property of and contains unpublished proprietary information and trade secrets of A.M.S. Global Inc. By accepting possession of the document the recipient agrees to make no copies transcriptions or any use of this document or the information contained herein except as authorized by A.M.S. Global Inc. and further agrees to safe keep this document and return in to A.M.S. Global Inc. upon demand.

Approved by _____

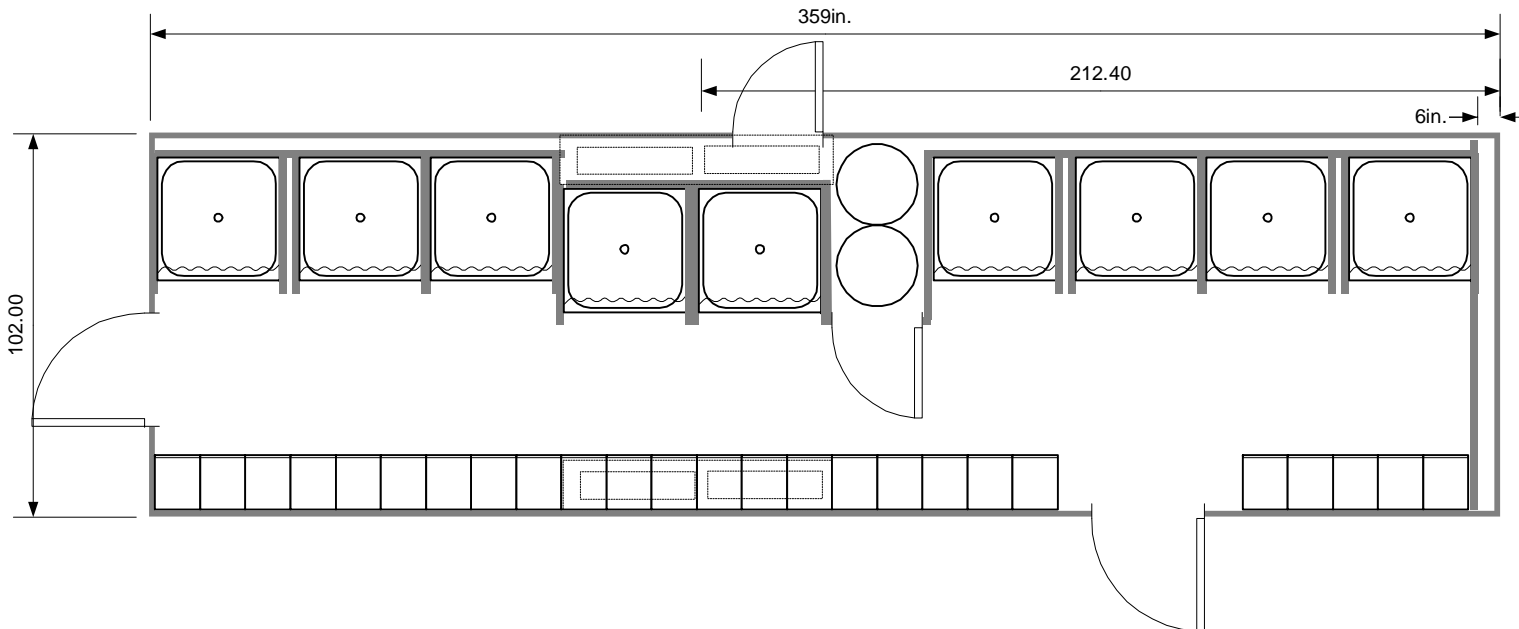


2084 06 7666

APF 30 9S 50LC



- 50 15x12x36 Lockers
- 2 two step landings
- 2 leveling jacks & (2) 4000 pound lift electric
- 2 7500 pound axles with electric brakes
- 3 Air Condition Heat Pumps 45,000 BTU
- 240 v @ 100 amp AC power required
- 9 Heat on demand metered showers
- 2 50 gallon electric hot water heaters
- All metal and composite construction
- Trojan glass mat battery
- LED 50,000 hour burn lighting
- Porch lighting and auto door closers
- Radiused skylight doors and auto closers
- Retractable tongue



This document is the property of and contains unpublished proprietary information and trade secrets of A.M.S. Global Inc. By accepting possession of the document the recipient agrees to make no copies transcriptions or any use of this document or the information contained herein except as authorized by A.M.S. Global Inc. and further agrees to safe keep this document and return in to A.M.S. Global Inc. upon demand.

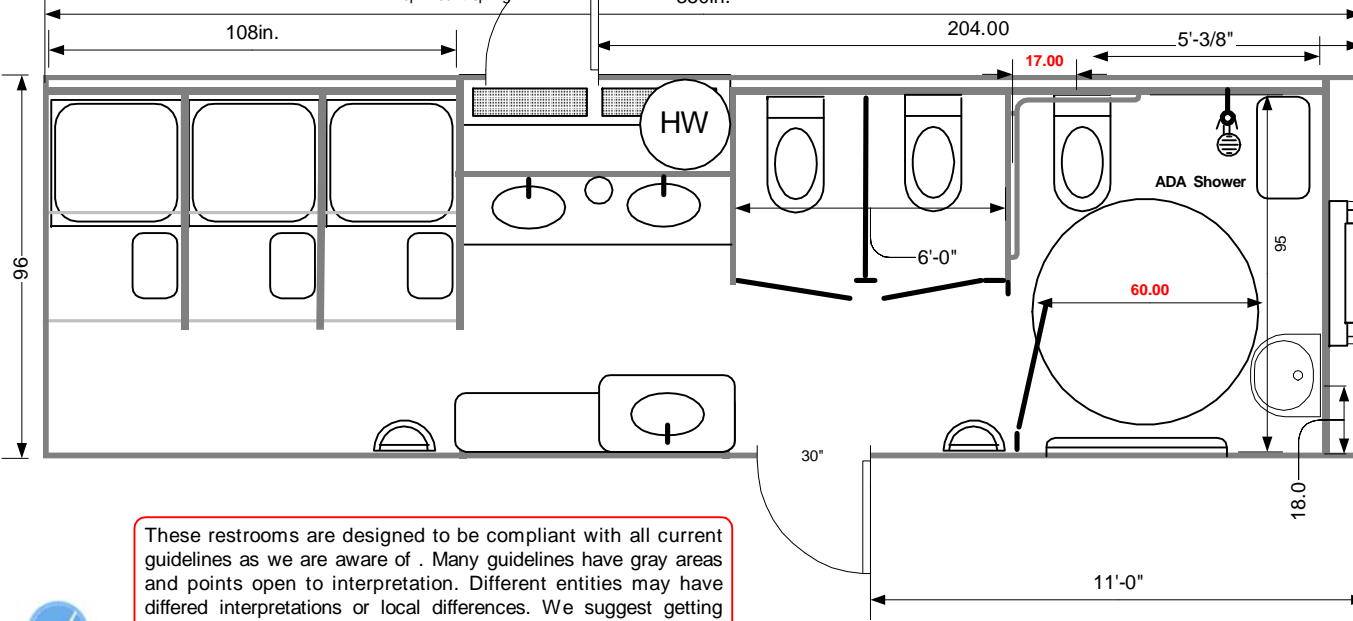

Approved by _____

www.AMSglobal.us (877) 789-1213 Copyright 2011 A.M.S. Global Inc. All rights reserved



25-50955-865

Advanced Performance 30 ADA 4S3T4S



These restrooms are designed to be compliant with all current guidelines as we are aware of . Many guidelines have gray areas and points open to interpretation. Different entities may have differed interpretations or local differences. We suggest getting approvals of final plans from the authorities in the local the unit will be placed

This document is the property of and contains unpublished proprietary information and trade secrets of A.M.S. Global Inc. By accepting possession of the document the recipient agrees to make no copies transcriptions or any use of this document or the information contained herein except as authorized by A.M.S. Global Inc. and further agrees to safe keep this document and return in to A.M.S. Global Inc. upon demand.

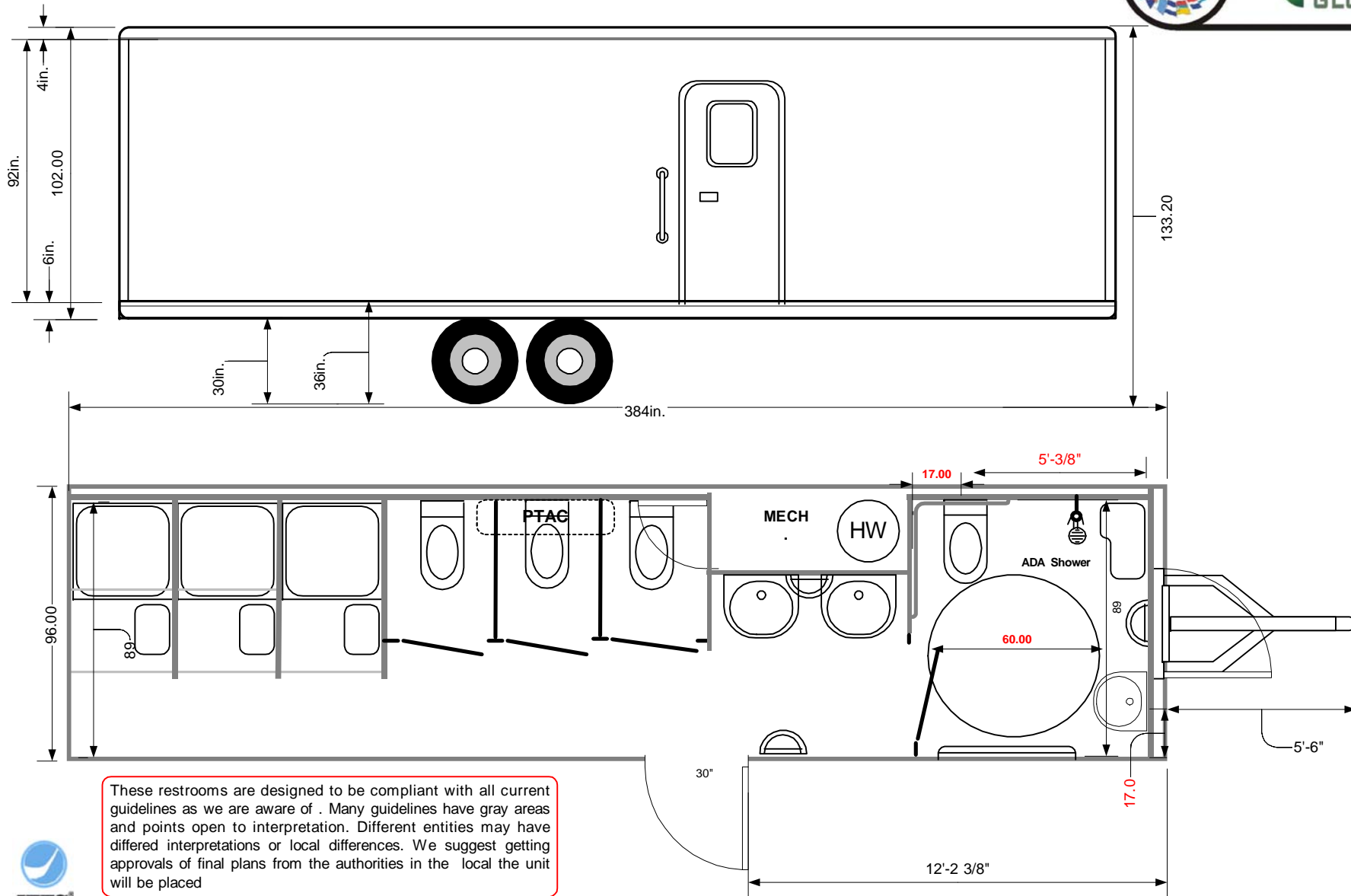
- AD compartment with Shower & Bench
- Retractable tongue & Stainless Steel look .040 aluminum exterior
- Two 7000 pound TorFlex axles with electric brakes
- 17.5" 10 ply radial tires with fender skirt covers
- Four heavy duty leveling jacks Electric front jacks optional.
- Air Conditioned or Heat Pump 30,000 BTU heat 11000
- 4500 watts auxiliary heater & 50 gallons electric hot water
- 240 vac @ 50 amp Marine twist locking connection
- All metal and composite construction
- all PEX water supply lines and valves.
- Three 1.2 gpm metered shower faucets and metering valve
- 4 hook towel racks, Stainless Steel soap shelves
- One 6 foot bench three 18" shower benches 1 ADA bench
- Vandalproof shower heads and acrylic cloth shower curtains
- Floating countertops with stainless steel sinks
- LED 50,000 hour burn lighting
- Obscure Challenger skylight door with closer
- Large framed mirrors & Changing Station
- All Stainless Steel Bobrick Dispensers
- 3 Wall-hung Elongated Commercial Toilets and Lids
- Stainless Steel Berkley Partitions & two half round SS trash cans
- Three layered Granitised™ epoxy flooring double clear-coated
- Galvanized Deck Optional



Approved by _____

25-50954-962

Advanced Performance 30 ADA 3ST4S



These restrooms are designed to be compliant with all current guidelines as we are aware of . Many guidelines have gray areas and points open to interpretation. Different entities may have differed interpretations or local differences. We suggest getting approvals of final plans from the authorities in the local the unit will be placed



This document is the property of and contains unpublished proprietary information and trade secrets of A.M.S. Global Inc. By accepting possession of the document the recipient agrees to make no copies transcriptions or any use of this document or the information contained herein except as authorized by A.M.S. Global Inc. and further agrees to safe keep this document and return in to A.M.S. Global Inc. upon demand.

Approved by _____