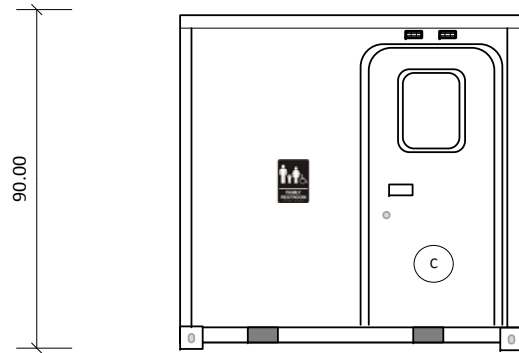
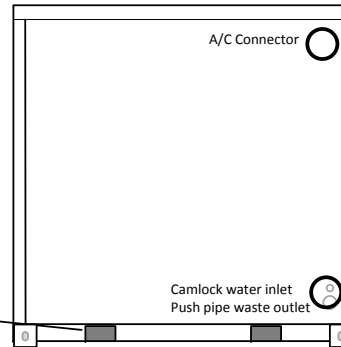


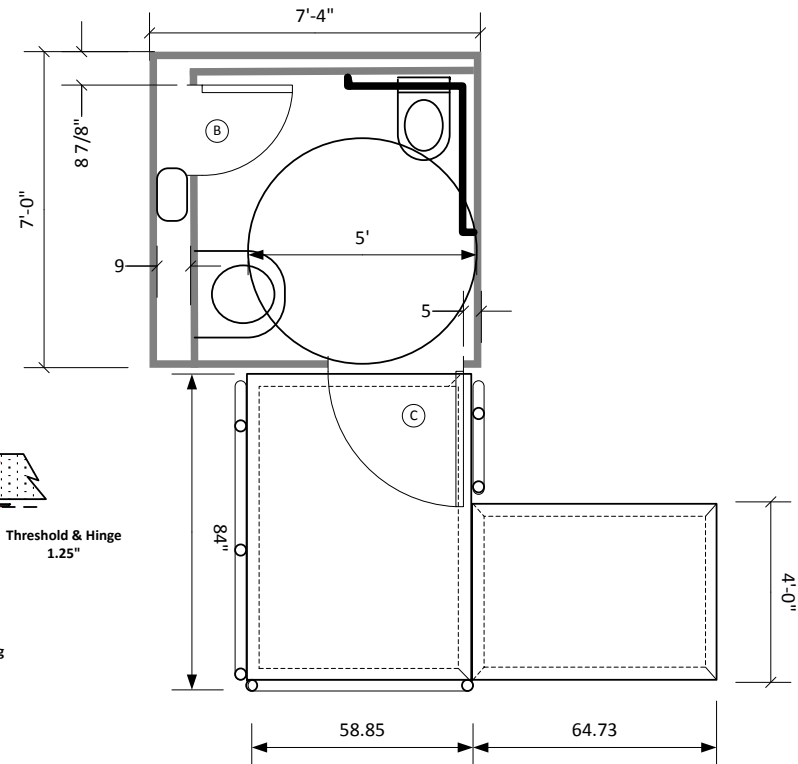
### SK 8 ADA 1ST



Forklift pockets 4 x 8 44" outside

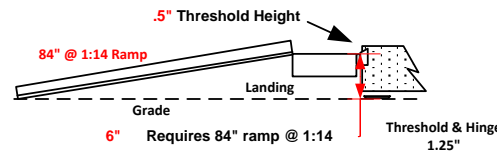


- (A) 78"x24" RH
- (B) 48"x24" RH
- (C) 80"x 36" RH



- Porcelain wall hung fixtures & mirrors
- Rubber coin over epoxy steel flooring
- Jets CVS Toilets and greywater injector
- Vacuum shut off and water valves
- Ducted ventilation Obscure skylights in radius doors
- Vandal resistant pebble finished wall panels
- Double foil radiant barrier insulation
- Led 50,000 hr LED lighting with aux. 12 volt inlet/outlet
- Automatic body sensing lighting and occupancy indicator
- All metal and composite construction
- Forklift pockets all sides
- 4 ISO bottom corners
- 1 .75 mm Push pipe female vacuum connection
- 1 1.25" camlock female water connections

**Optional Hose and duct connection kit available**



#### Handrails

Top Height 36" above Platform

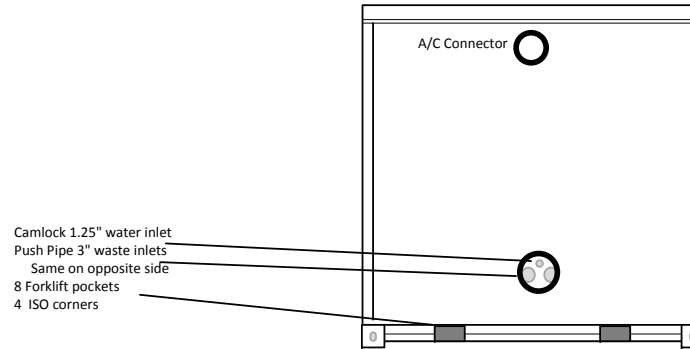
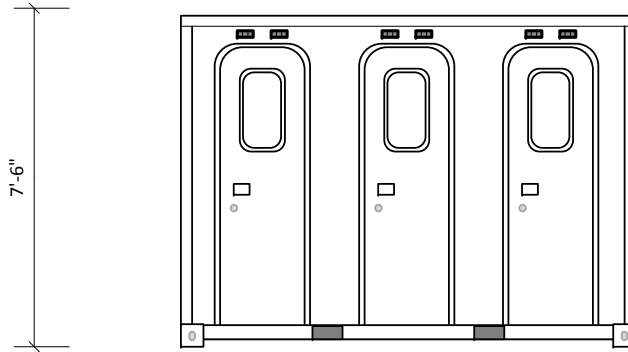
Top of Cross Bars 14" below bottom of Top Rail. Railing 1.5" OD Diameter and slides into 4" piece of 1.5" ID pipe welded to landing.

This document is the property of and contains unpublished proprietary information and trade secrets of A.M.S. Global Inc. By accepting possession of the document the recipient agrees to make no copies transcriptions or any use of this document or the information contained herein except as authorized by A.M.S. Global Inc. and further agrees to safe keep this document and return in to A.M.S. Global Inc. upon demand.

These restrooms are designed to be compliant with all current guidelines as we are aware of . Many guidelines have gray areas and points open to interpretation. Different entities may have differed interpretations or local differences. We suggest getting approvals of final plans from the authorities in the local the unit will be placed

Approved by \_\_\_\_\_





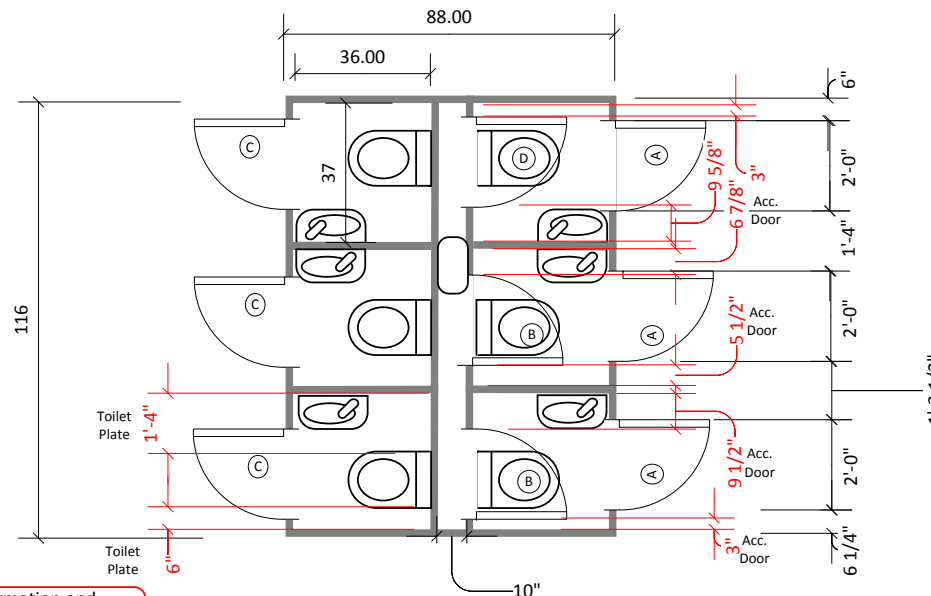
### SK 10 6ST

- (A) 78"x24" RH
- (B) 48"x24" LH
- (C) 78"x24" LH
- (D) 48"x24" RH

- Porcelain wall hung fixtures and Mirrors
- Rubber coin over epoxy steel flooring
- 6 Jets CVS Toilets and 1 greywater injector
- 6 Vacuum shut off and water valves
- Ducted ventilation Obscure skylights in radius doors
- Vandal resistant pebble finished wall panels
- Double foil radiant barrier insulation
- 50 watt solar panel and lithium battery
- Led 50,000 hr LED lighting with aux. 12 volt inlet/outlet
- Automatic body sensing lighting and occupancy indicator
- All metal and composite construction
- Forklift pockets all sides
- 4 ISO bottom corners
- 4 3"push pipe female vacuum connections
- 2 1.25" camlock female water connections

**Optional Hose and duct connection kit available**

Approved by \_\_\_\_\_



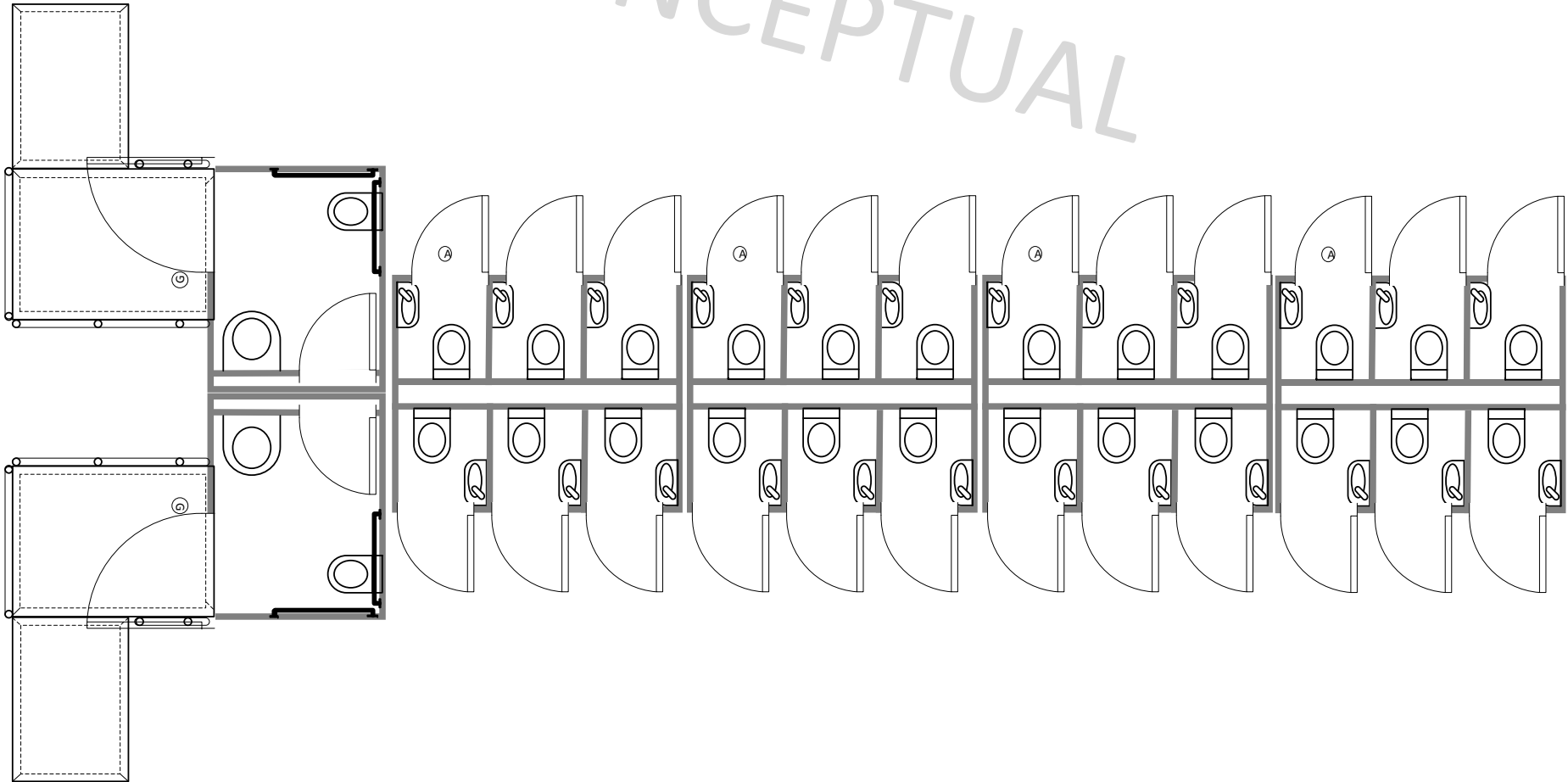
This document is the property of and contains unpublished proprietary information and trade secrets of A.M.S. Global Inc. By accepting possession of the document the recipient agrees to make no copies transcriptions or any use of this document or the information contained herein except as authorized by A.M.S. Global Inc. and further agrees to safe keep this document and return it to A.M.S. Global Inc. upon demand.

These restrooms are designed to be compliant with all current guidelines as we are aware of. Many guidelines have gray areas and points open to interpretation. Different entities may have differed interpretations or local differences. We suggest getting approvals of final plans from the authorities in the local the unit will be placed





CONCEPTUAL

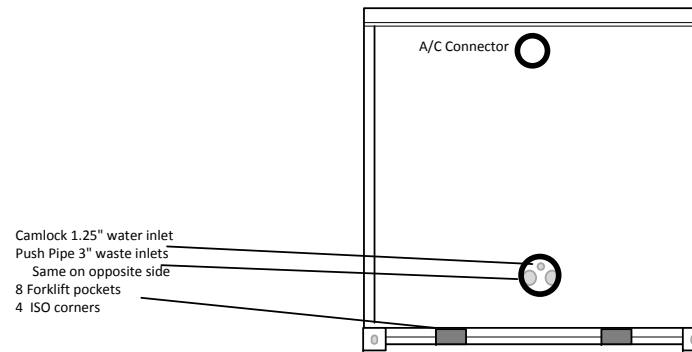
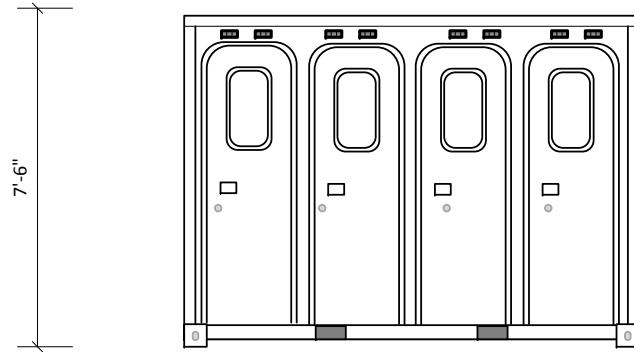


Approved by

www.AMSglobal.us (877) 789-1213 Copyright 2011 A.M.S. Global Inc. All rights reserved

This document is the property of and contains unpublished proprietary information and trade secrets of A.M.S. Global Inc. By accepting possession of the document the recipient agrees to make no copies transcriptions or any use of this document or the information contained herein except as authorized by A.M.S. Global Inc. and further agrees to safe keep this document and return in to A.M.S. Global Inc. upon demand.

# SK 10 8T

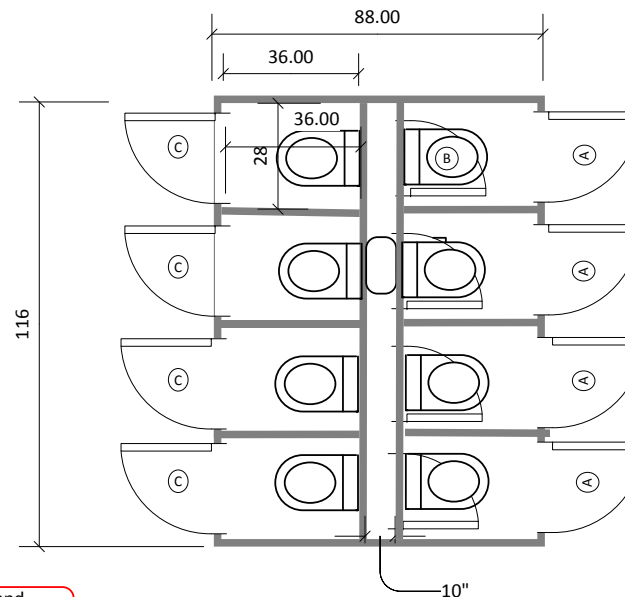


- (A) 78"x24" RH
- (B) 48"x20" LH
- (C) 78"x24" LH
- (D) 48"x24" RH

- Porcelain wall hung fixtures and Mirrors
- Rubber coin over epoxy steel flooring
- 6 Jets CVS Toilets and 1 greywater injector
- 6 Vacuum shut off and water valves
- Ducted ventilation Obscure skylights in radius doors
- Vandal resistant pebble finished wall panels
- Double foil radiant barrier insulation
- 50 watt solar panel and lithium battery
- Led 50,000 hr LED lighting with aux. 12 volt inlet/outlet
- Automatic body sensing lighting and occupancy indicator
- All metal and composite construction
- Forklift pockets all sides
- 4 ISO bottom corners
- 4 3"push pipe female vacuum connections
- 2 1.25" camlock female water connections

**Optional Hose and duct connection kit available**

Approved by \_\_\_\_\_



This document is the property of and contains unpublished proprietary information and trade secrets of A.M.S. Global Inc. By accepting possession of the document the recipient agrees to make no copies transcriptions or any use of this document or the information contained herein except as authorized by A.M.S. Global Inc. and further agrees to safe keep this document and return in to A.M.S. Global Inc. upon demand.

These restrooms are designed to be compliant with all current guidelines as we are aware of . Many guidelines have gray areas and points open to interpretation. Different entities may have differed interpretations or local differences. We suggest getting approvals of final plans from the authorities in the local the unit will be placed

